

# Application Development Workshop

State Homeland Security Grant  
Program (SHSP)

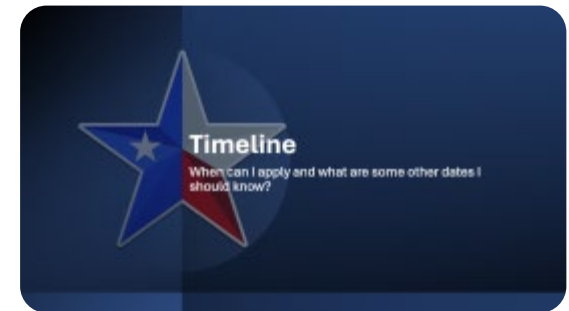
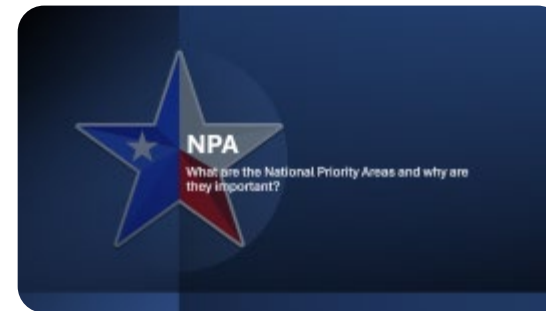
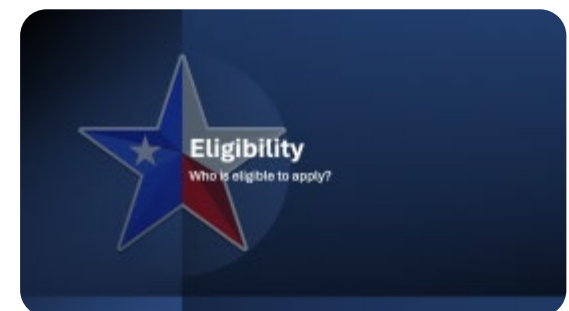






# Table of Contents

# The State Homeland Security Grant Program

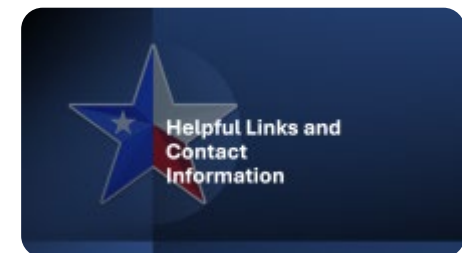





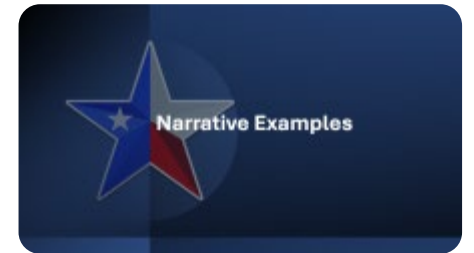


Click on the slides below to access the section you'd like to view.



# Application Walkthrough

Is there any way someone can walk me through the application?

Click on the slides below to access the section you'd like to view.





# Program Overview

What is the State Homeland Security Grant Program?

# (1) What is the State Homeland Security Grant Program?

The State Homeland Security Grant Program (**SHSP**) is included in a suite of grants that make up the Homeland Security Grant Program (**HSGP**). These grant programs assist state, local, tribal and territorial governments efforts in preventing, protecting against, mitigating, and responding to acts of terrorism and other threats. This grant provides grantees with the resources required for implementation of the National Preparedness System and working toward the National Preparedness Goal of a secure and resilient nation. These grant programs are part of a comprehensive set of measures authorized by Congress and implemented by the Department of Homeland Security (DHS) to help strengthen the Nation's communities against potential terrorist attacks.

The purpose of the SHSP is to support state, tribal and local preparedness activities that address high-priority preparedness gaps across all core capabilities where a **nexus to terrorism exists**. All investments must be consistent with capability targets set during the Threat and Hazard Identification and Risk Assessment (THIRA) process, and gaps identified in the Stakeholder Preparedness Review (SPR).

The **SHSP** is intended to support investments that improve the ability of jurisdictions to:

- Prevent a threatened or an actual act of terrorism;
- Protect its citizens, residents, visitors, and assets against the greatest threats and hazards;
- Mitigate the loss of life and property by lessening the impact of future catastrophic events;
- Respond quickly to save lives, protect property and the environment, and meet basic human needs in the aftermath of a catastrophic incident





# Key Concepts

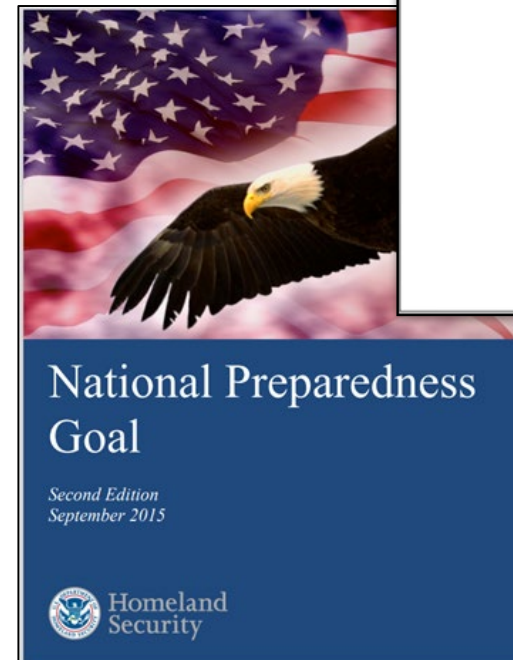
What key concepts should I know before applying?

## 2.(A) The National Preparedness Goal, Mission Areas and Core Capabilities

- Each applicant must have a basic understanding of how the State Homeland Security Grant Program is designed to function. One of the most important documents an applicant will need when applying is the [National Preparedness Goal](#). The National Preparedness Goal (the Goal) defines the Goal as:

***"A secure and resilient Nation with the capabilities required across the whole community to prevent, protect against, mitigate, respond to, and recover from the threats and hazards that pose the greatest risk."***

- The Goal essentially defines what it means for all communities to be prepared collectively for the threats and hazards that pose the greatest risk to the nation.
- The Goal identifies 32 distinct activities, called [core capabilities](#), needed to address the risks.
- The Goal organizes these core capabilities into five categories, called [mission areas](#).



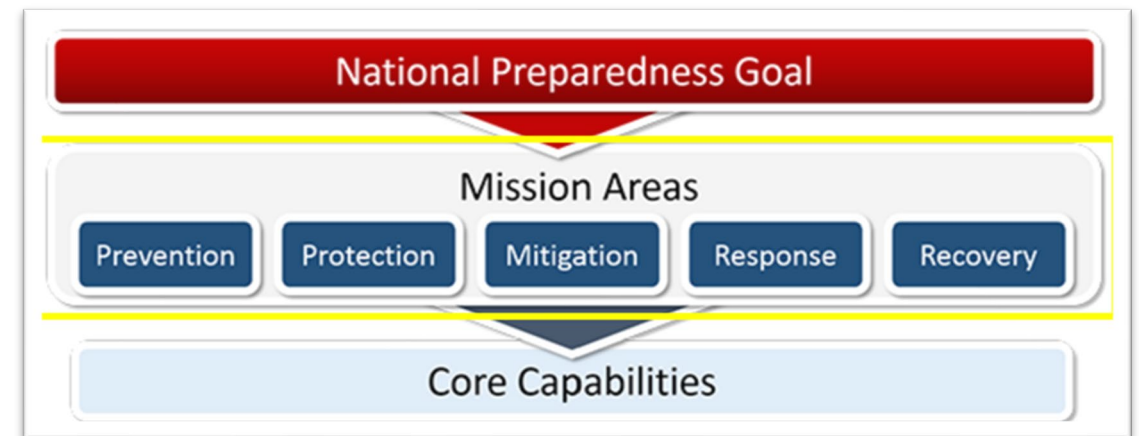
Prevention	Protection	Mitigation	Response	Recovery
Planning				
Public Information and Warning				
Operational Coordination				
Intelligence and Information Sharing		Community Resilience Long-term Vulnerability Reduction Risk and Disaster Resilience Assessment Threats and Hazards Identification	Infrastructure Systems	
Interdiction and Disruption			Critical Transportation Environmental Response/Health and Safety Fatality Management Services Fire Management and Suppression Logistics and Supply Chain Management Mass Care Services Mass Search and Rescue Operations On-scene Security, Protection, and Law Enforcement Operational Communications Public Health, Healthcare, and Emergency Medical Services Situational Assessment	Economic Recovery Health and Social Services Housing Natural and Cultural Resources
Screening, Search, and Detection				
Forensics and Attribution	Access Control and Identity Verification Cybersecurity Physical Protective Measures Risk Management for Protection Programs and Activities Supply Chain Integrity and Security			



## 2.(A) The National Preparedness Goal, Mission Areas and Core Capabilities

The Goal's **five mission** areas include:

- **Prevention:** Prevent, avoid, or stop an imminent, threatened, or actual act of terrorism.
- **Protection:** Protect our citizens, residents, visitors, and assets against the greatest threats and hazards in a manner that allows our interests, aspirations, and way of life to thrive.
- **Mitigation:** Reduce the loss of life and property by lessening the impact of future disasters.
- **Response:** Respond quickly to save lives, protect property and the environment, and meet basic human needs in the aftermath of an incident.
- **Recovery:** Recover by prioritizing the timely restoration, strengthening, and revitalization of infrastructure, housing, and a sustainable economy, while also addressing the health, social, cultural, historical, and environmental aspects of communities impacted by an incident.



The funding guidelines established within the federal Notice of Funding Opportunity(NOFO) support four of the five mission areas—**Prevention, Protection, Mitigation, and Response**—and associated core capabilities within the Goal. *While **Recovery** is part of “The Goal”, it is not explicitly part of the Homeland Security Grant Program.*

## 2.(A) The National Preparedness Goal, Mission Areas and Core Capabilities

Core Capabilities are the essential functions defined by FEMA as critical to the success of each mission area.

Some Core Capabilities may overlap two or more mission areas, and some are only applicable to one.

When an application is submitted to the Public Safety Office(PSO), applicants are required to identify which core capability gap this project will sustain or enhance. The commonly addressed core capability gaps are:

- Interdiction and Disruption
- Planning
- Operational Communications
- Intelligence and Information Sharing
- Screening, Search and Detection
- Community Resilience
- Operational Coordination
- Environmental Response/Health and Safety
- Cybersecurity
- Physical Protective Measures
- Public Information and Warning

Prevention	Protection	Mitigation	Response	Recovery
Planning				
Public Information and Warning				
Operational Coordination				
Intelligence and Information Sharing		Community Resilience	Infrastructure Systems	
Interdiction and Disruption		Long-term Vulnerability Reduction	Critical Transportation	Economic Recovery
Screening, Search, and Detection		Risk and Disaster Resilience Assessment	Environmental Response/Health and Safety	Health and Social Services
Forensics and Attribution	Access Control and Identity Verification	Threats and Hazards Identification	Fatality Management Services	Housing
	Cybersecurity		Fire Management and Suppression	Natural and Cultural Resources
	Physical Protective Measures		Logistics and Supply Chain Management	
	Risk Management for Protection Programs and Activities		Mass Care Services	
	Supply Chain Integrity and Security		Mass Search and Rescue Operations	
			On-scene Security, Protection, and Law Enforcement	
			Operational Communications	
		Public Health, Healthcare, and Emergency Medical Services		
		Situational Assessment		

## 2.(A) The National Preparedness Goal, Mission Areas and Core Capabilities

Definitions of commonly used core capabilities:

- **Interdiction and Disruption** - Delay, divert, intercept, halt, apprehend, or secure threats and/or hazards.

Project Examples: *Special Weapons And Tactics (SWAT) and Bomb Squad training or equipment (e.g., Night Vision, Body Armor, Robots, Armored Vehicles, Bomb Suits)*

- **Planning** - Conduct a systematic process engaging the whole community as appropriate in the development of executable strategic, operational, and/or tactical-level approaches to meet defined objectives.

Project Examples: *Salaries for Planning personnel and contractors to create local and regional anti-terror plans.*

- **Operational Communications** - Ensure the capacity for timely communications in support of security, situational awareness, and operations, by any and all means available, among and between affected communities in the impact area and all response forces.

Project Examples: *Mobile, portable, and base radios. Communications infrastructure (e.g., Towers, Repeaters)*

## 2.(A) The National Preparedness Goal, Mission Areas and Core Capabilities

- **Intelligence and Information Sharing** - Provide timely, accurate, and actionable information resulting from the planning, direction, collection, exploitation, processing, analysis, production, dissemination, evaluation, and feedback of available information concerning physical and cyber threats to the United States, its people, property, or interests; the development, proliferation, or use of WMDs; or any other matter bearing on U.S. national or homeland security by local, state, tribal, territorial, Federal, and other stakeholders. Information sharing is the ability to exchange intelligence, information, data, or knowledge among government or private sector entities, as appropriate.
  - Project Examples: *Fusion Center Analysts and Intelligence Investigation software*
- **Screening, Search and Detection** - Identify, discover, or locate threats and/or hazards through active and passive surveillance and search procedures. This may include the use of systematic examinations and assessments, bio surveillance, sensor technologies, or physical investigation and intelligence.
  - Project Examples: *Explosive Detection K9's, Radiological Detection Equipment, Chemical Detection Equipment, Small Unmanned Aircraft System (SUAS), SUAS Detection equipment and Automated License Plate Readers.*

## 2.(A) The National Preparedness Goal, Mission Areas and Core Capabilities

- **Community Resilience** - Enable the recognition, understanding, communication of, and planning for risk and empower individuals and communities to make informed risk management decisions necessary to adapt to, withstand, and quickly recover from future incidents.

Project Examples: *Community Emergency Response Team (CERT) Programs and Community Preparedness Campaigns*

- **Operational Coordination** - Establish and maintain a unified and coordinated operational structure and process that appropriately integrates all critical stakeholders and supports the execution of core capabilities.

Project Examples: *Incident Command System (ICS) training, Emergency Operations Center equipment upgrades, Web EOC, Multi-Agency incident command vehicles (Mobile EOC)*

- **Environmental Response/Health and Safety** - Conduct appropriate measures to ensure the protection of the health and safety of the public and workers, as well as the environment, from all-hazards in support of responder operations and the affected communities.

Project Examples: *HazMat Team Personal Protective Equipment (PPE) and Training, CBRNE PPE*



## 2.(A) The National Preparedness Goal, Mission Areas and Core Capabilities

- **Cybersecurity** - Protect (and, if needed, restore) electronic communications systems, information, and services from damage, unauthorized use, and exploitation.

Project Examples: *Cybersecurity assessment/plan, Network firewalls, Anti-Virus Software, Cyber Incident Response Team Training Encryption of software and networks*

- **Physical Protective Measures** - Implement and maintain risk-informed countermeasures, and policies protecting people, borders, structures, materials, products, and systems associated with key operational activities and critical infrastructure sectors.

Project Examples: *Fencing, Fixed Area Lighting, Alarms, Bollards, Security Cameras, Impact Resistant Gates/Doors/Windows*

- **Public Information and Warning** - Deliver coordinated, prompt, reliable, and actionable information to the whole community through the use of clear, consistent, accessible, and culturally and linguistically appropriate methods to effectively relay information regarding any threat or hazard and, as appropriate, the actions being taken, and the assistance being made available.

Project Examples: *Public Information Officer (PIO) training, Integrated Public Alert and Warning Systems, Public Address Systems, Sirens, Electronic message signs for public alerts*

## 2.(B) - The Threat and Hazard Identification and Risk Assessment (THIRA) and the Stakeholder Preparedness Review (SPR)

The Threat and Hazard Identification and Risk Assessment (THIRA) is a three-step risk assessment process developed by your COG that helps communities understand their risks and what they need to do to address those risks by answering the following questions:

- What threats and hazards can affect our community?
- If they occurred, what impacts would those threats and hazards have on our community?
- Based on those impacts, what capabilities should our community have?

The outputs from this process lay the foundation for determining a community's capability gaps as part of the [Stakeholder Preparedness Review](#).

The Stakeholder Preparedness Review (SPR) is a self-assessment of a jurisdiction's current capability levels against the targets identified in the [Threat and Hazard Identification and Risk Assessment \(THIRA\)](#). Using the targets from the THIRA, jurisdictions identify their current capability and how that capability changed over the last year, including capabilities lost, sustained, and built.

In simpler terms, the THIRA assists in identifying threats within your COG region, while the SPR helps determine the resources you need or have to manage those threats. When submitting SHSP applications to the PSO, you must specify the particular threat addressed by the project as outlined in your region's THIRA and the capability gaps it fills according to capability gaps that are listed in your region's most recent SPR. **You can request a copy of your regional THIRA and SPR from your Council of Governments.**

For questions regarding the THIRA and SPR process, you may contact:

**Brandon Gentry**  
Strategic Planner  
Texas Office of Homeland Security  
6100 Guadalupe St.  
Austin TX 78752  
512.424.0031 (O)  
512.815.6985 (C)  
[brandon.gentry@dps.texas.gov](mailto:brandon.gentry@dps.texas.gov)

## 2.(C) - Texas Homeland Security Strategic Plan

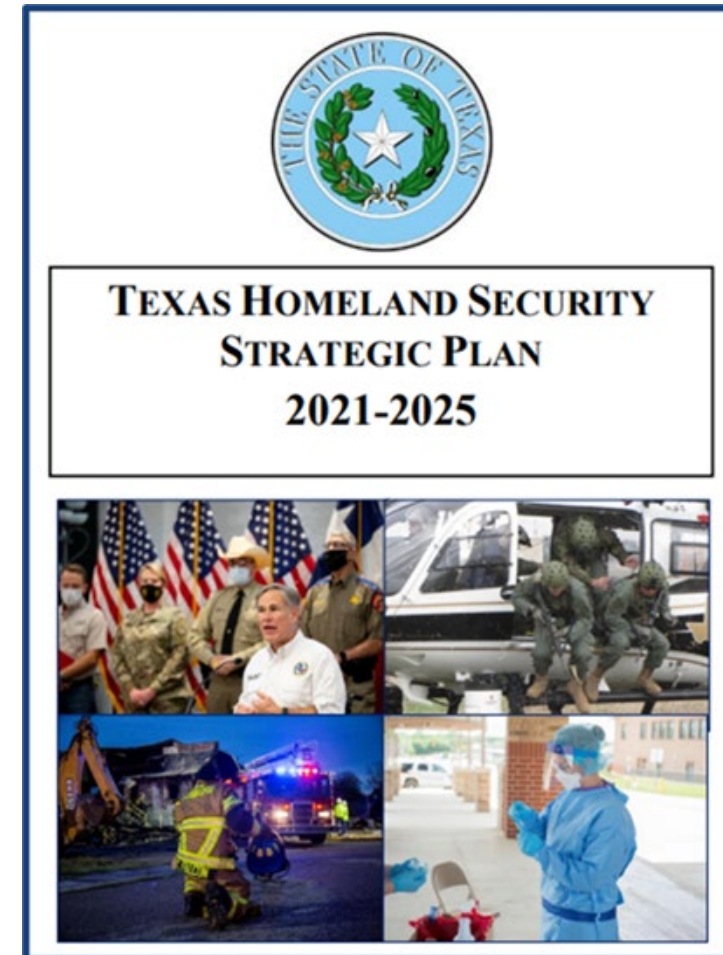
[The Texas Homeland Security Strategic Plan](#) 2021-2025 is the state's framework for establishing homeland security priorities and focusing its broad range of efforts to develop, sustain, and employ homeland security capabilities. This strategy is intended to serve as a guide for managing homeland security risk in Texas by developing and sustaining capabilities, planning for their employment, and coordinating action at the state, regional, local, tribal, and private sector levels.

The Texas Homeland Security Strategic Plan is made up of Goals, Objectives and Priority Actions that align with the five homeland security mission areas. This document serves to reflect the state's most significant homeland security priorities and will serve to focus our homeland security activities, to include investment and resourcing efforts.

**Goals** – Goals are the general strategic ends toward which Texas will continually work; they serve to orient our long-term homeland security efforts.

**Objectives** – Objectives support each Goal and describe a result, event, or outcome to be achieved over the next five years. Objectives serve to focus the application of resources.

**Priority Actions** - Priority Actions support each Objective and describe specific initiatives and activities needed to accomplish the Objective.





# Agency Roles

What are the roles and responsibilities of the agencies that administer and manage the SHSP Program?

### (3) – What are the roles and responsibilities of the agencies that administer and manage the SHSP Program?

- **Federal Emergency Management Agency (FEMA)** – FEMA is the federal awarding agency and manages the Homeland Security Grant Program at the federal level.
- **Texas Public Safety Office, Preparedness Programs** – Serves as the State Administrative Agency (SAA) for the State of Texas. The SAA is the only eligible entity that can apply for SHSP funding. The SAA manages the SHSP program at the state level and issues subawards to “subrecipients” across the State.
- **Council of Governments (COG)** – Serves to coordinate the states SHSP efforts at a regional level. Each of the 24 regional COGs is responsible for the following:
  - Establish and maintain a regional Homeland Security Advisory Committee (HSAC).
  - Facilitate the prioritization of applications submitted with the region, by the regional HSAC.
  - Complete the regional Threat and Hazard Identification and Risk Assessment (THIRA) and Stakeholder Preparedness Report (SPR)





# Eligibility

Who is eligible to apply?

## (4) – Who is eligible to apply?

### Eligible Organizations:

1. State agencies;
2. Regional councils of governments;
3. Units of local government;
4. Nonprofit organizations;
5. Universities or Colleges; and
6. Federally recognized Native American tribes.



Units of Local Governments is defined by 6 U.S.C. § 101(13) as a:

- County
- Municipality
- City
- Town
- Township
- Local Public Authority
- School district
- Special district
- Intrastate district
- Council of governments (regardless of whether the council of governments is incorporated as a nonprofit corporation under State law)
- Regional or interstate government entity
- Agency or instrumentality of a local government

## (4) – Who is eligible to apply?

Applicants must comply with the following eligibility requirements:

- 1. Cybersecurity Training** - Local units of governments must comply with the Cybersecurity Training requirements described in Section 772.012 and Section 2054.5191 of the Texas Government Code. Local governments determined to not be in compliance with the cybersecurity requirements required by Section 2054.5191 of the Texas Government Code are ineligible for OOG grant funds until the second anniversary of the date the local government is determined ineligible. Government entities must annually certify their compliance with the training requirements using the [Cybersecurity Training Certification for State and Local Governments](#). A copy of the Training Certification must be uploaded to your eGrants application. For more information or to access available training programs, visit the Texas Department of Information Resources [Statewide Cybersecurity Awareness Training page](#).
- 2. Criminal History Reporting** - Entities receiving funds from PSO must be located in a county that has an average of 90% or above on both adult and juvenile dispositions entered into the computerized criminal history database maintained by the Texas Department of Public Safety (DPS) as directed in the Texas Code of Criminal Procedure, Chapter 66. The disposition completeness percentage is defined as the percentage of arrest charges a county reports to DPS for which a disposition has been subsequently reported and entered into the computerized criminal history system.
- 3. Uniform Crime Reporting Program (UCR)** - Eligible applicants operating a law enforcement agency must be current on reporting complete UCR data and the Texas specific reporting mandated by 411.042 TGC, to the Texas Department of Public Safety (DPS) for inclusion in the annual Crime in Texas (CIT) publication. To be considered eligible for funding, applicants must have submitted a full twelve months of accurate data to DPS for the most recent calendar year by the deadline(s) established by DPS. Due to the importance of timely reporting, applicants are required to submit complete and accurate UCR data, as well as the Texas-mandated reporting, on a no less than monthly basis and respond promptly to requests from DPS related to the data submitted.
- 4. Sexual Assault Evidence Tracking Program (Track-Kit)** - In accordance with Texas Government Code, Section 420.034, any facility or entity that collects evidence for sexual assault or other sex offenses or investigates or prosecutes a sexual assault or other sex offense for which evidence has been collected, must participate in the statewide electronic tracking system developed and implemented by the Texas Department of Public Safety. Visit [DPS's Sexual Assault Evidence Tracking Program website](#) for more information or to set up an account to begin participating.

## (4) – Who is eligible to apply?

Applicants must comply with the following eligibility requirements (cont.):

5. **SAM** - Eligible applicants must be registered in the federal System for Award Management (SAM) database and have an UEI (Unique Entity ID) number assigned to its agency (to get registered in the SAM database and request an UEI number, go to <https://sam.gov/>).
6. **Core Capabilities and the National Preparedness Goal** - All capabilities being built or sustained must have a clear link to one or more [Core Capabilities](#) in the [National Preparedness Goal](#).
7. **NIMS** - Grantees are required to maintain adoption and implementation of the [National Incident Management System \(NIMS\)](#). The NIMS uses a systematic approach to integrate the best existing processes and methods into a unified national framework for incident management across all homeland security activities including prevention, protection, response, mitigation, and recovery. Grantees must use standardized resource management concepts for resource typing, credentialing, and an inventory to facilitate the effective identification, dispatch, deployment, tracking and recovery of resources.
8. **Emergency Management Plans** - Cities and counties must have a current emergency management plan or be a legally established member of an inter-jurisdictional emergency management program with a plan on file with the Texas Division of Emergency Management (TDEM). Plans must be maintained throughout the entire grant performance period. If you have questions concerning your Emergency Management Plan (preparedness) level, contact your Emergency Management Coordinator (EMC) or your regional Council of Governments (COG). For questions concerning plan deficiencies, contact TDEM at [tdem.plans@tdem.texas.gov](mailto:tdem.plans@tdem.texas.gov).



# Timeline

When can I apply and what are some other dates I should know?



# (5) – When can I apply and what are some other dates I should know?

## STATE APPLICATION TIMELINE

Q: When can I apply?

A:	Applications available in eGrants	December
	Applications due to the Public Safety Office	February

*\*Please refer to RFA for exact dates and times*

***Although the dates may vary slightly each year, the PSO typically initiates the application cycle by releasing the Request for Applications (RFA) in mid-December. Once the RFA is posted, the eGrants system opens for submissions, with application periods usually closing in mid-February.***

Q: When does the PSO release awards to those selected for funding?

A: The PSO typically releases subawards for acceptance late September – mid October.



# **Request for Application (RFA)**

What is the Request for Application (RFA), and which application should I choose?

## (6) - What is the Request for Application (RFA), and which application should I choose?

The RFA notices inform potential applicants about available funding opportunities. They include details such as the purpose of the application, key dates, eligible activities and costs, prohibitions, and other essential information.

Each year, three SHSP RFAs are posted on the [eGrants website](#). You must select the program that best aligns with your project and organization type. These RFAs are:

- SHSP – Regular
- SHSP – LETPA (Law Enforcement Terrorism Prevention Activities)
- SHSP – NPA (Competitive National Priority Area Projects)

# (6) - What is the Request for Application (RFA), and which application should I choose?

SHSP Regular	SHSP LETPA	SHSP Competitive NPA
<p>This RFA requests applications to enhance anti-terrorism efforts across the state by investing in the following areas:</p> <ul style="list-style-type: none"><li>• Community Preparedness and Resilience</li><li>• Emergency Operations Centers and Technology</li><li>• Information and Intelligence Sharing/Cooperation</li><li>• Interoperable Emergency Communications</li><li>• Homeland Security Planning</li><li>• Protection of Soft Targets/Crowded Places</li><li>• Support of First Responder Capabilities.</li><li>• Combating Domestic Violent Extremism</li></ul>	<p>This RFA requests applications to enhance Law Enforcement Terrorism Prevention Activities (LETPA) efforts across the state by investing in the following areas:</p> <ul style="list-style-type: none"><li>• Emergency Operations Centers and Technology</li><li>• Information and Intelligence Sharing/Cooperation</li><li>• Homeland Security Planning</li><li>• Protection of Soft Targets/Crowded Places</li><li>• Support of First Responder Capabilities.</li><li>• Combating Domestic Violent Extremism</li></ul>	<p>This RFA requests applications for specific National Priority Area (NPA) projects that fall into specific investment areas. In FY2024, Project that fall under the national Priority Areas of “Combating Domestic Violent Extremism” and “Enhancing Election Security” where requested. The competitive solicitation investment areas may change from year to year.</p> <p><b>(The SHSP Competitive NPA is not covered in this presentation.)</b></p>

# (6) - What is the Request for Application (RFA), and which application should I choose?

Each RFA will request certain types of projects called “Investment Areas”. Each application is required to fall into one of these Investment Areas. The Investment Areas are:

1. **Combating Domestic Violent Extremism-** Projects that address domestic violent extremism through open-source intelligence analysis, information sharing, threat assessment programs, suspicious activity reporting and awareness programs. Examples include, but are not limited to, intelligence gathering and analysis of misinformation campaigns on social media and other open-source platforms, public education programs leveraging social media that are focused on preventing radicalization, training on indicators and behaviors indicative of domestic violent extremists, and suspicious activity reporting of targeted violence that threatens public safety.
2. **Community Preparedness and Resilience** - Support participation and outreach of integrated efforts to recognize, understand, communicate, and mitigate risk and improve resilience. Ensure vulnerability assessment plans are in place and use findings to develop plans for long-term recovery.
3. **Emergency Operations Center Technology and Enhancements** - Support for new or existing Emergency Operation Centers tasked with maintaining a unified and coordinated operational structure to ensure services are provided across agencies and jurisdictions during a state of emergency or disaster.



# (6) - What is the Request for Application (RFA), and which application should I choose?

Each RFA will request certain types of projects called “Investment Areas”. Each applicant is required to fall into one of these Investment Areas. The Investment Areas are (cont.):

4. **Enhancing Election Security** - Projects that secure, protect, and manage risks to election infrastructure from foreign or domestic influence to weaken the integrity of elections. Election infrastructure includes: • Voter registration databases and associated IT systems • IT infrastructure and systems used to manage elections (such as the counting, auditing and displaying of election results, and post-election reporting to certify and validate results) • Voting systems and associated infrastructure • Storage facilities for election and voting system infrastructure • Polling places, to include early voting locations.
5. **Information and Intelligence Sharing/Cooperation** - Projects to enhance intelligence collection, integration, analysis, and information sharing capabilities. Projects that support cooperation among state, federal and local partners in all aspects of homeland security, such as counterterrorism, cybersecurity border security, immigration enforcement, and other areas critical to homeland security operations and the prevention of, preparation for, protection against, and response to acts of terrorism. Examples include but are not limited to: Fusion center operations; Sharing information with all DHS components, fusion centers, and other entities designated by DHS; Cooperation with DHS officials and other entities designated by DHS in intelligence, threat recognition and analysis; Joint training and planning with DHS officials and other entities designated by DHS.
6. **Interoperable Emergency Communications** - Building capabilities to meet P-25 standards and support existing capabilities through life cycle replacement of equipment. Projects must align with the Statewide Communication Interoperable Plan (SCIP) and comply with other requirements as determined by the Statewide Interoperability Coordinator (SWIC).

# (6) - What is the Request for Application (RFA), and which application should I choose?

Each RFA will request certain types of projects called “Investment Areas”. Each applicant is required to fall into one of these Investment Areas. The Investment Areas are (cont.):

7. **Planning - Homeland Security** - Development of state and regional risk and preparedness assessments. Core capability development planning, to include typing and tracking of equipment and special response teams. Planning and execution of training and exercises focused on terrorism prevention, protection and response. Multi-jurisdictional operational planning to include plans for regional operational coordination of terrorism prevention, protection, and response capabilities. Maintaining or updating Emergency Operations Plans.
8. **Protection of Soft Targets/Crowded Places** - Projects to enhance security of locations such as transportation centers, parks, restaurants, shopping centers, special event venues, and similar facilities. Examples include but are not limited to: Operational overtime; Physical security enhancements such as cameras, screening equipment, lighting, access controls, fencing; and Projects to purchase equipment needed by, or secure training for, law enforcement and other emergency management personnel in order to prevent, protect, or respond to incidents at these types of locations.
9. **Support of First Responder Capabilities** - Projects supporting first responder training and equipment needs, including the purchase of PPE and closely related investments to protect first responders and provide them with the resources needed in the prevention, protection and response to terrorism, active shooter, or other similar incidents.



**LETPA**

What is Law Enforcement Terrorism Prevention  
Activities (LETPA)?

## (7) - What is Law Enforcement Terrorism Prevention Activities (LETPA)?

- Law Enforcement Terrorism Prevention Activities (LETPA) are expenditures intended to build capabilities and meet resource requirements of law enforcement and supporting agencies in order to fulfill their unique and central role in preventing and protecting against acts of terrorism.\*
- Currently 35% of SHSP funding must be for those projects that can be categorized as LETPA.
- Though these expenditures must have a law enforcement terrorism nexus, not all projects have to be for law enforcement.
- Not all expenditures for Law enforcement can be considered LETPA.
- These projects should be for **“Prevention”** of terrorism.

*\*Abstract definition based on multiple DHS documents.*

# (7) - What is Law Enforcement Terrorism Prevention Activities (LETPA)?

In order for a project to be considered LETPA it must contain the following three elements:

1. The activities requested in the application are **for** or **in** support of law enforcement.
2. The activities requested in the application must be to **Prevent** or **Protect** from acts of terrorism  
(**Not Response**)
3. Must align with an allowable Core Capability.

The activities requested in your application must align with one of the following Core Capabilities:

1. Planning
2. Public Information and Warning
3. Operational Coordination
4. Intelligence and Information Sharing
5. Interdiction and Disruption
6. Screening, Search and Detection
7. Forensics and Attribution

# (7) - What is Law Enforcement Terrorism Prevention Activities (LETPA)?

The Core Capabilities most commonly used for LETPA projects are as follows:

1. **Interdiction and Disruption** - Delay, divert, intercept, halt, apprehend, or secure threats and/or hazards.
2. **Intelligence and Information Sharing** - Provide timely, accurate, and actionable information resulting from the planning, direction, collection, exploitation, processing, analysis, production, dissemination, evaluation, and feedback of available information concerning physical and cyber threats to the United States, its people, property, or interests; the development, proliferation, or use of WMDs; or any other matter bearing on U.S. national or homeland security by local, state, tribal, territorial, Federal, and other stakeholders. Information sharing is the ability to exchange intelligence, information, data, or knowledge among government or private sector entities, as appropriate.
3. **Screening, Search and Detection** - Identify, discover, or locate threats and/or hazards through active and passive surveillance and search procedures. This may include the use of systematic examinations and assessments, biosurveillance, sensor technologies, or physical investigation and intelligence.
4. **Operational Coordination** - Establish and maintain a unified and coordinated operational structure and process that appropriately integrates all critical stakeholders and supports the execution of core capabilities.
5. **Public Information and Warning** - Deliver coordinated, prompt, reliable, and actionable information to the whole community through the use of clear, consistent, accessible, and culturally and linguistically appropriate methods to effectively relay information regarding any threat or hazard and, as appropriate, the actions being taken, and the assistance being made available.



# (7) - What is Law Enforcement Terrorism Prevention Activities (LETPA)?

What are some examples of LETPA projects?

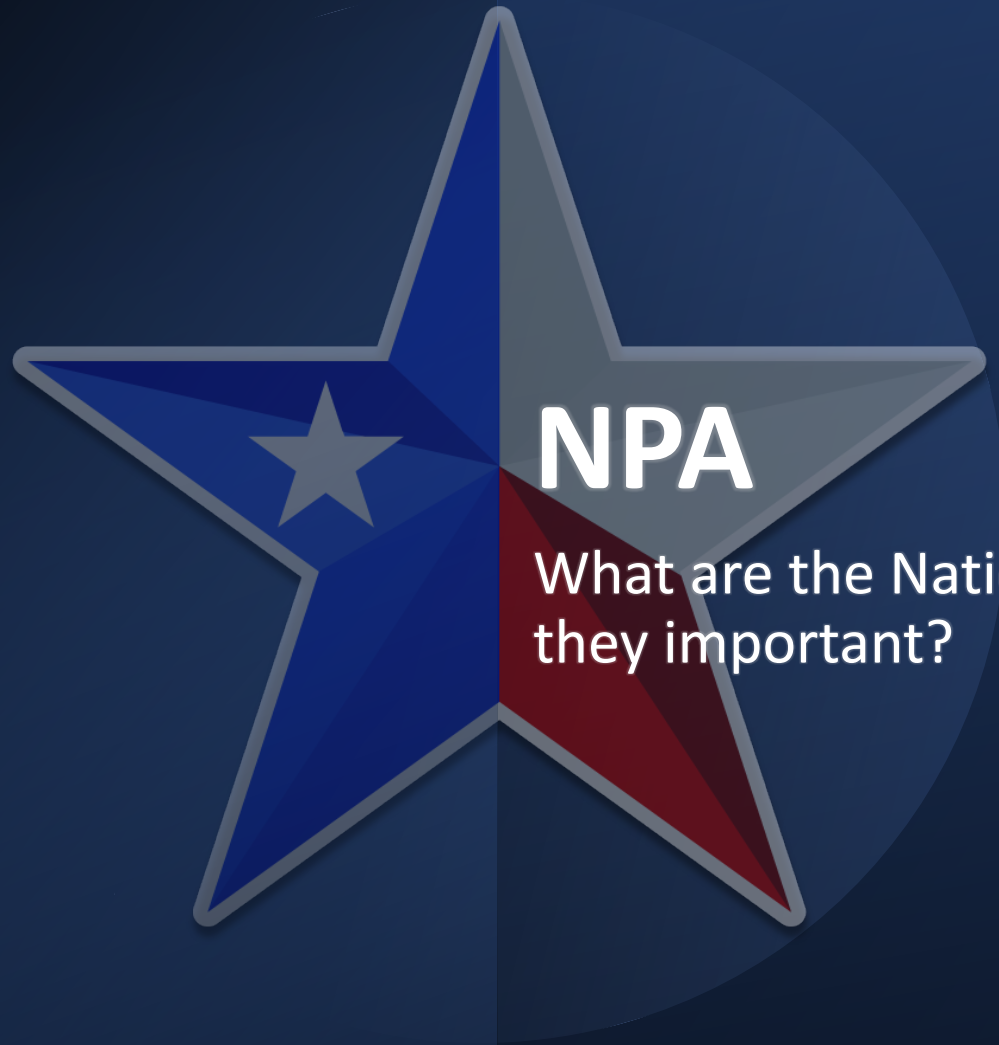
1. The purchase of Law Enforcement SWAT equipment when performing the core capability of Interdiction and disruption of terrorist activities.
2. The funding of a law enforcement fusion center analyst when performing the core capability of intelligence and information sharing in order to identify potential terrorist plots
3. The purchase of X-Ray and bomb disabling robots for a Fire Department Bomb Squad that is working in conjunction with law enforcement to perform the screening search and detection core capability to identify explosive devices and disarm them before doing damage to persons and property.
4. Radiation Detection Equipment used by a Hazardous Materials Team when conducting the core capability of screening, search and detection of Weapons of Mass Destruction (WMD) or Dirty Bombs.
5. Training and the purchase of body armor for EMS personnel assigned to a SWAT team as tactical medics when performing the core capability of interdiction.

# (7) - What is Law Enforcement Terrorism Prevention Activities (LETPA)?

Allowable LETPA Activity	Source
Building and sustaining preventive radiological and nuclear detection capabilities, including those developed through the Securing the Cities initiative;	IB473, PGM 2023
Coordination of regional full-scale training exercises (federal, state, and local law enforcement participation) focused on terrorism-related events	FY2023 HSGP NOFO
Delay, divert, intercept, halt, apprehend, or secure threats and/or hazards. These threats and hazards include people, materials, or activities that pose a threat to the Nation, including domestic and transnational criminal and terrorist activities and the malicious movement and acquisition/transfer of chemical, biological, radiological, nuclear, and explosive (CBRNE) materials and related technologies.	National Protection Framework
Development of countering violent extremism programs, projects, and initiatives, addressing prevention, intervention, and diversion efforts, including training on roles of law enforcement and how to effectively partner with law enforcement; developing and promoting training specifically for law enforcement executives and frontline officers on potential behaviors and indicators of violent extremism and how to appropriately analyze and report them; supporting community and law enforcement engagement strategies such as table top exercises, round table events, town hall meetings, and peer to peer activities; funding for existing and/or expansion of law enforcement community relations efforts, support for the development of community engagement plans, and joint projects to increase the awareness of violent extremist threats and community mitigation solutions.	PGM 2023, IB473
Efforts to enhance coordination between fusion centers and other intelligence, operational, analytic, or investigative efforts including, but not limited to, Joint Terrorism Task Forces, Field Intelligence Groups, High Intensity Drug Trafficking Areas, Regional Information Sharing Systems Centers, criminal intelligence units, real-time crime analysis centers, and DHS intelligence, operational, analytic, and investigative entities	IB473, FY2023 HSGP NOFO, PGM 2023
Establishing, enhancing, and staffing with appropriately qualified personnel state, local, and regional fusion centers that comply with the guidelines established under section 210A(i) of the Homeland Security Act of 2002, as amended;	IB473
Identify, discover, or locate threats and/or hazards through active and passive surveillance and search procedures. These activities may include the use of systematic examinations and assessments, biosurveillance, sensor technologies, or physical investigation and intelligence.	National Protection Framework
Implementation and maintenance of the Nationwide Suspicious Activity Reporting (SAR) Initiative, including training for front-line personnel on identifying and reporting suspicious activities, tips/leads, and online/social media-based threats, as well as the execution and management of threat assessment programs to identify, evaluate, and analyze indicators and behaviors indicative of terrorism, targeted violence, threats to human life, and other criminal activity;	IB473, PGM 2023, FY2023 HSGP NOFO
Implementation of the "If You See Something, Say Something®" campaign to raise public awareness of indicators of terrorism and terrorism-related crime and associated efforts to increase the sharing of information with public and private sector partners, including nonprofit organizations.	FY2023 HSGP NOFO, IB473
Increase physical security, through law enforcement personnel and other protective measures, by implementing preventive and protective measures at critical infrastructure sites or at-risk nonprofit organizations;	FY2023 HSGP NOFO, IB473, PGM 2023

# (7) - What is Law Enforcement Terrorism Prevention Activities (LETPA)?

Allowable LETPA Activity (Continued)	Source
Information sharing and analysis	IB473
Integration and interoperability of systems and data, such as computer aided dispatch (CAD) and record management systems (RMS), to facilitate the collection, evaluation, and assessment of suspicious activity reports, tips/leads, and online/social media-based threats;	FY2023 HSGP NOFO, IB473, PGM 2023
Intelligence analysis and information sharing capabilities, including the maturation and enhancement of designated state and major urban area fusion centers, to include reporting of tips, leads, and suspicious activity reports, information sharing and analysis, threat recognition, terrorist interdiction, and intelligence analyst training and salaries (subject to certain conditions);	IB473
Law enforcement Chemical, Biological, Radiological, Nuclear, and high yield Explosives detection and response capabilities, such as bomb detection/disposal capability development, sustainment, or enhancement, including canine teams, robotics platforms, and x-ray technology	FY2023 HSGP NOFO, IB473, PGM 2023
Management and operation of activities that support the execution of the intelligence process and fusion centers, including but not limited to Fusion Liaison Officer programs, security programs to protect the facility, personnel, and information, and the protection of privacy, civil rights, and civil liberties;	PGM 2023, IB473
Management and operation of activities that support the execution of the intelligence process and fusion centers, including but not limited to: Fusion Liaison Officer (FLO) programs, security programs to protect the facility, personnel, and information, and the protection of privacy, civil rights, and civil liberties	PGM 2023
Maturation and enhancement of designated state and major urban area fusion centers, including information sharing and analysis, threat recognition, terrorist interdiction, and intelligence analyst training and salaries (subject to certain conditions);	FY2023 HSGP NOFO, PGM 2023
Monitor, analyze, and assess the positive and negative impacts of changes in the operating environment as it pertains to threats and hazards to public safety, health, and security. Share analysis results through	National Protection Framework
Overtime expenses consistent with a state homeland security plan, including for the provision of enhanced law enforcement operations in support of federal agencies, including for increased border security and border crossing enforcement	IB473
Paying salaries and benefits for personnel, including individuals employed by the grant recipient on the date of the relevant grant application, to serve as qualified intelligence analysts;	IB473



**NPA**

What are the National Priority Areas and why are they important?

# (8) - What are the National Priority Areas and why are they important?

The National Priority Areas (NPA) are investment areas prioritized by the Department of Homeland Security in order to address the most serious threats to the nation. FEMA will identify the priority areas and percentage requirements each year and publishes this information in the Federal HSGP Notice Of Funding Opportunity (NOFO). In FY2024, FEMA required 30% of SHSP and UASI funds to be spent on projects that support these National Priority Areas. There are six national priorities and the 30% may be determined in any combination of the six, with the exception of a 3% minimum needing to be expended in support of Enhancements to Election Security.

The six National Priority Area's are:\*

- **Combating Domestic Violent Extremism**
- **Community Preparedness and Resilience**
- **Enhancing Cybersecurity** (*Not accepting applications for FY25 SHSP*)
- **Election Security (3% Minimum\*)**
- **Information and Intelligence Sharing/Cooperation**
- **Protection of Soft Targets/Crowded Places**

The following slides will provide the supported core capabilities and sample project examples.

*\*Based on FY 2024 NOFO; subject to change by FEMA.*

# (8) - What are the National Priority Areas and why are they important?

National Priority Area:

**Combating Domestic Violent Extremism**

Core Capabilities:

**Interdiction and disruption**

**Intelligence and information sharing**

**Planning**

**Public information and warning**

**Operational coordination**

**Risk management for protection programs and activities**

Example Activities:

- The salary of a fusion center analyst focused on domestic terrorism
- Projects aimed at countering DVEs online
- Open-source analysis of misinformation campaigns, targeted violence and threats to life, including tips/leads, and online/social media-based threats
- Projects to bolster sharing and leveraging intelligence and information
- Projects to support threat assessment programs to identify, evaluate, and analyze indicators and behaviors indicative of domestic violent extremists
- Training and awareness programs (e.g., through social media, suspicious activity reporting [SAR] indicators and behaviors) to help detect and prevent radicalization
- Sovereign Citizens awareness training
- Staff and outreach efforts related to Preventing Violent Extremism (PVE) programs
- Training and awareness programs (e.g., through social media, SAR indicators and behaviors) to educate the public on misinformation campaigns and resources to help them identify and report potential instances of domestic violent extremism
- Equipment for first responders to Prevent, Protect and Respond to domestic violent extremist terrorist attacks (e.g., active shooter scenarios, CBRNE Threats)



# (8) - What are the National Priority Areas and why are they important?

National Priority Area:

Core Capabilities:

**Community Preparedness and Resilience**

**Planning**

**Public Information and Warning**

**Community Resilience**

**Risk Management for Protection Programs and Activities**

**Mass Care Services**

**Intelligence and Information Sharing**

**Risk and Disaster Resilience Assessment**

**Long Term Vulnerability Reduction**

Example Activities:

- Community Emergency Response Team programs
- Volunteer or donations management projects
- “Ready” campaigns for community preparedness and resilience
- Mass care and sheltering plans, exercises, or training
- Emergency response planning, homeland security strategies
- Alert and warning systems, planning or training
- Critical infrastructure database management
- See something, say something campaigns
- Vulnerability reduction at critical infrastructure and key resources
- Educational programming to guide schools and students on how to create emergency kits and family communications plans for disasters
- Execute ‘You are the Help Until the Help Arrives’ workshops in concert with community-based organizations to bolster individual preparedness

## (8) - What are the National Priority Areas and why are they important?

National Priority Area: **Election Security**  
Core Capabilities: **Cybersecurity**  
**Intelligence and information sharing**  
**Planning**  
**Long-term vulnerability reduction**  
**Situational assessment**  
**Infrastructure systems**

### Example Activities:

- Physical/site security measures – e.g., locks, shatter proof glass, alarms, etc.
- General election security navigator support
- Cyber navigator support
- Cybersecurity risk assessments, training, and planning
- Projects that address vulnerabilities identified in cybersecurity risk assessments
- Alternative backups, encrypted backups, network segmentation, software to monitor/scan, and endpoint protection
- Distributed Denial Of Service protection
- Migrating online services to the “.gov” internet domain
- Online harassment and targeting prevention services
- Public awareness/preparedness campaigns discussing election security and integrity measures

## (8) - What are the National Priority Areas and why are they important?

National Priority Area:

***Information and Intelligence Sharing/Cooperation***

Core Capabilities:

**Intelligence and information sharing**

**Interdiction and disruption**

**Planning**

**Public information and warning**

**Operational coordination**

**Risk management for protection programs and activities**

Example Activities:

- Fusion center intelligence analyst salaries, or fusion center planning, equipment, training, exercises
- TLO training or equipment
- Intelligence and counter terrorism planning and training
- Projects involving information sharing with all DHS components; other operational, investigative, and analytic entities; and other federal law enforcement and intelligence entities
- Projects involving cooperation with DHS officials and other entities designated by DHS in intelligence, threat recognition, assessment, analysis, and mitigation
- Projects involving the identification, assessment, and reporting of threats of violence

## (8) - What are the National Priority Areas and why are they important?

National Priority Area: **Protection of Soft Targets/Crowded Places**  
Core Capabilities: **Operational coordination**  
**Public information and warning**  
**Intelligence and information sharing**  
**Interdiction and disruption**  
**Screening, search, and detection**  
**Access control and identity verification**  
**Physical protective measures**  
**Risk management for protection programs and activities**

Example Activities:

- Operational overtime
- Physical security enhancements (i.e., Cameras, lighting, gates, bollards, fencing, etc.)
- Security screening equipment for people and baggage
- Access control Systems
- Unmanned aircraft system detection technologies
- Special event security planning and exercises
- Public information and warning systems at soft targets and crowded places
- Bomb squad and hazardous materials team equipment and training to conduct screening, search, and detection operations at soft targets and crowded places
- Equipment for first responders to Prevent, Protect and Respond to terrorist attacks against Soft Targets and Crowded Places (e.g., active shooter scenarios, CBRNE Threats)



**How to Apply**





# Public Safety Office

The Office of the Governor plays a key role in shaping the future of the Lone Star State.



# eGrants



Over  
**\$586M**  
Awarded

## About eGrants

# Online Grant Management

### eGrants

is the online grant management system used by Public Safety Office programs. Register for an account, submit and certify an application, and then manage any grant awarded to your agency.



# Funding Announcements – Request for Applications (RFA)

The screenshot shows the eGrants website. At the top, there is a navigation bar with links for Home, Contact Us, and Login. Below this, there is a banner for the Public Safety Office with the text: "The Office of the Governor plays a key role in shaping the future of the Lone Star State." and the eGrants logo. To the right of the banner, there is a red box with the text "Click here to view Active Funding Opportunities" and an arrow pointing to the "Funding Opportunities" tab in the navigation bar. Below the banner, there is a section for the State Homeland Security Program Regular Projects (SHSP-R) – Federal Fiscal Year 2024. This section includes a "Purpose" section, a "Note for Cybersecurity Applicants" section, and a "Read More" button. A red box with the text "Click 'Read More' to view the funding announcement" has an arrow pointing to the "Read More" button.

**Public Safety Office**  
The Office of the Governor plays a key role in shaping the future of the Lone Star State.  
eGrants

**State Homeland Security Program – Regular Projects (SHSP-R) – Federal Fiscal Year 2024**

**Purpose:**  
The purpose of this announcement is to solicit applications for projects that support state and local efforts to prevent terrorism and targeted violence and prepare for the threats and hazards that pose the greatest risk to the security of Texas citizens. The Office of the Governor (OOG), Public Safety Office (PSO) provides funding to implement investments that build, sustain, and deliver the 32 core capabilities essential to achieving a secure and resilient state.

This funding supports state, tribal and local preparedness activities that address high-priority preparedness gaps across all core capabilities where a nexus to terrorism exists. All investments must be consistent with capability targets set during the Threat and Hazard Identification and Risk Assessment (THIRA) process, and gaps identified in the Stakeholder Preparedness Review (SPR).

The State Homeland Security Program (SHSP) is intended to support investments that improve the ability of jurisdictions to:

- Prevent a threatened or actual act of terrorism;
- Protect its citizens, residents, visitors, and assets against the greatest threats and hazards;
- Mitigate the loss of life and property by lessening the impact of future catastrophic events;
- Respond quickly to save lives, protect property and the environment, and meet basic human needs in the aftermath of a catastrophic incident; and/or
- Recover through a focus on the timely restoration, strengthening, accessibility and revitalization of infrastructure, housing, and a sustainable economy, as well as the health, social, cultural, historic, and environmental fabric of communities affected by a catastrophic incident.

Many activities which support the achievement of target capabilities related to terrorism preparedness may simultaneously support enhanced preparedness for other hazards unrelated to acts of terrorism. However, all SHSP projects must assist grantees in achieving target capabilities related to preventing, preparing for, protecting against, or responding to acts of terrorism.

**Note for Cybersecurity Applicants:** Projects seeking to design and implement efforts to address imminent cybersecurity threats to local information systems should refer to the [State and Local Cybersecurity Grant Program \(SLCGP\)](#) Announcements available on the [Funding Opportunities](#) page in [eGrants](#).

**Eligible Organizations:**

1. State agencies;
2. Regional councils of governments;
3. Units of local government;
4. Nonprofit organizations;
5. Universities or Colleges; and
6. Federally recognized Native American tribes.

Total Funds  
\$TBD

[Read More](#)

**The Request for Applications (RFA) can be found on the eGrants homepage under the Funding Opportunities tab and selecting “Active Funding Opportunities”. Scroll down to find the State Homeland Security Program Regular or LETPA.**

**Applicants are highly encouraged to read the RFA “Announcement” very carefully.**

**Click ‘Read More’ to view the funding announcement**

# Application Process – eGrants User Account Registration

The Public Safety Office utilizes an Electronic Grant management System known as eGrants [Home](#) | [eGrants \(texas.gov\)](#)

- eGrants is used to administer all grants made by the PSO.
- Applications to the PSO are only accepted through eGrants.
- SHSP organizations will need to identify and designate at least three (3) grant officials and register for eGrants User accounts.

**Public Safety Office**  
The Office of the Governor plays a key role in shaping the future of the Lone Star State.

**eGrants**

**Over \$586M Awarded**

**About eGrants**  
**Online Grant Management**  
eGrants is the online grant management system for the Public Safety Office programs. It allows you to create an account, submit and certify an application, and manage any grant awarded to you.

Login Register

**Create a New Account**

Please fill out the information below.

User Name	Business Phone
Email	Alternate Phone
Re-enter email address	Fax Number
First Name	Position
Last Name	Title --- Select One ---
Salutation --- Select One ---	Address Line 1
Address Line 2	City
State Texas	Zip Code

REGISTER FOR AN EGRANTS ACCOUNT

# Navigating eGrants

Grant ID

Grant Count ID

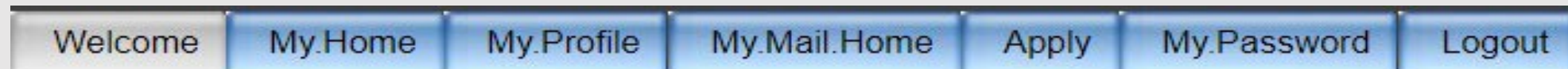
## Grant Number

- Seven-digits consisting of a five-digit Grant ID and a two-digit Grant Count ID.
- A grant count ID of “01” indicates a first year project.
- A grant count ID greater than “01” indicates the project is a continuation of a previously funded project.

Agency Name: PY21 TEST APP [CU21S06072V] Grant/App: 4175101  
Project Title: Test Project Title Status: Application Pending Submission  
Current Grant Manager: Angie Martin Current Program Manager: Angie Martin  
Original Award: \$0.00  
Current Budget: \$0.00 Current Award: \$0.00

## Tabs

eGrants is organized by tabs.



Shows applications and grants assigned to the user

Contains the user's contact information

eGrants application creation process begins here

Update password before it expires every 90 Days

# Create an Application

The Office of the Governor's Public Safety Office (PSO) accepts applications for a wide range of State and Federal grant programs. To find the State Homeland Security Grant Program (SHSP) funding opportunities in eGrants, please follow these steps below:

The screenshot shows the top navigation bar with links: Home, My Home, My Profile, My Mail Home, Apply, My Password, and Logout. Below the navigation bar, there is a section titled "General Information and Instruction" with links for "View Introduction" and "View Instructions". Below this is a "Funding Agency" section with a dropdown menu. A red box with a "1" and an arrow points to the "Apply" button in the navigation bar, with the text "Click 'Apply'". Another red box with a "2" and an arrow points to the dropdown menu, with the text "Select the applicable Funding Agency from the Drop Down list". The dropdown menu is open, showing a list of funding agencies: Criminal Justice Division (CJD), Governor's Office Disaster Relief (DR), Homeland Security Grants Division (HSGD) (marked with a blue star), Office of Small Business Assistance (OSBA), Texas Military Preparedness Commission (TMPC), and Texas Music Office (TMO).

The Funding agency for the SHSP is the "Homeland Security Grants Division". The applicable PSO "Funding Agency" for each funding opportunity is identified on the title page of the Funding Announcement located here:

[Funding Opportunities | eGrants \(texas.gov\)](#)



The screenshot shows the "Organization Type" section of the application. It has a dropdown menu with the text "Select your type of organization. Then, if prompted, select any additional information that applies for this proposed project:". A red box with a "3" and an arrow points to the dropdown menu, with the text "Select the applicable Organization Type from the Drop Down list". The dropdown menu is open, showing a list of organization types: Council of Government (COG), County, General Purpose Political Subdivision of Texas, Hospital District, Independent School District (ISD), Junior College - Public, Nonprofit Corporation, Senior College or University - Private, Senior University - Public (Federal Fund Source), Senior University - Public (State Fund Source), State Agency (Federal Fund Source), State Agency (State Fund Source), Tribal Government, and Unit of Local Government (City, Town, or Village). Below the dropdown menu, there is a radio button labeled "applying to provide homeland security services" which is selected. A red box with a "4" and an arrow points to this radio button. Below this is a "Type of Project" section with a dropdown menu and the text "Select one or more general categories below that best describes your proposed project.". There are three checkboxes: "Law Enforcement", "Prosecution and Court Services", and "Homeland Security" (which is checked). Below the checkboxes are two buttons: "Search for Funding Opportunities" and "Clear Search Criteria". A red box with a "5" and an arrow points to the "Search for Funding Opportunities" button, with the text "Click 'Search for Funding Opportunities'".

# Create an Application



If no grant programs display, click "Clear Search Criteria" and try different selections on the “Type of Project” categories. Also, review the Funding Announcement to verify the program sought is currently open.

## Available Funding Opportunities

OOG is now accepting applications for the following opportunities.

Funding Opportunity RFA (if applicable)	Fund Source	Opportunity Open Date	Opportunity Close Date	Apply
SHSP Competitive NPA - FY24 <a href="#">Announcement</a>	HS-Homeland Security Grant Program (HSGP)	12/11/2023	2/8/2024	<a href="#">Apply</a>
SHSP LETPA Solicitation - FY24 <a href="#">Announcement</a>	HS-Homeland Security Grant Program (HSGP)	12/11/2023	2/8/2024	<a href="#">Apply</a>
SHSP Regular Solicitation - FY24 <a href="#">Announcement</a>	HS-Homeland Security Grant Program (HSGP)	12/11/2023	2/8/2024	<a href="#">Apply</a>

### State Payee Identification

Enter the Applicant Agency's State Payee Identification Number ( e.g., Federal Employer's Identification (FEI) Number or Vendor ID):

Enter the agency's 9-digit Federal Tax ID Number

NOTE: State Agencies and State Universities should enter their 3-digit State Agency code three times

### Create a Continuation Project

Grantee organizations that have a grant project that they want to request continued funding for will need to enter the existing grant information below. Otherwise, if this is a new project leave this box blank.

After typing in the State Payee ID and / or the Existing Grant Number, click on the **Start Application** button.

Enter the Existing Grant Number (e.g., 1600002):

Enter the 7-digit grant number for the existing Active grant for which you are applying to continue, OR leave blank if applying for new funding


[Start Application](#)


Click "Start Application" button


Click  
"Apply"


# Navigating eGrants

The eGrants system uses the following icons:

 - Expand List


 - Collapse List


 - Add Item

 - Edit

 - Cancel Edits

 - Delete

 - Save (When this icon appears, save your work or it will be lost.)

 - Help

Used on the Budget Tab to create and edit budget line items

Used on the Activities and Measures Tab to enter and save data into the appropriate fields

Save Only

Save and Continue

buttons are used for saving information entered on each tab

## Notes Box (bottom of each tab):

To view all Notes on the grant, go to the Summary/Grant.Issues tab. The Notes feature is used for multiple purposes:

1. During application review, the Grant Manager (GM) may use this box to type a question or describe an item needing correction;
2. Provide decisions regarding eligibility/allowability of activities or costs;
3. Document changes made to entries on the tab; or
4. An area for applicants to respond to inquiries made by the GM.

The eGrants Notes boxes are not the most effective method of communicating with a PSO GM when you are seeking technical assistance or in need of prompt information. GM's do not receive notification when Notes are entered and will not see your note until the next time they open your application. A more effective method for routine communications is to send an email to the GM.





**Profile Details Tab**

## Profile / Details Tab

**Identifying Information**

Applicant Agency Name:  Texas County

Project Title:  Interoperable Communications

Division or Unit to Administer the Project:  Sheriff's Department

Agency Address Line 1:  1234 Main Street

Agency Address Line 2:

City:  Willville State:  Texas Zip Code:  75745-4521

Start Date:  9/1/2024

End Date:  8/31/2025

Plan Year:  2025

☐ Discretionary Fund

**Target Area Information**

Select Your Project's Geographic Impact:  
☒ Local ☐ Regional ☐ Statewide

Select Your Primary Service County:  
The county in which the majority of services will be provided, or select **Impact is Statewide**:  Travis

Your project will provide services within:  Travis Peer Review for Your Project Performed by: Capital Area Council of Governments

Select all of the counties within the project's service area:  [Click to View County List](#)

View the list of counties you selected that are within the project's service area:  Travis

The **Profile Details tab** is where you will enter the basic information about the applying organization, the length of time the proposed project will take to complete, and the area this project will benefit.

# Profile / Details Tab

Identifying Information

Applicant Agency Name: ?

Texas County

Project Title: ?

Interoperable Communications

Division or Unit to Administer the Project: ?

Sheriffs Department

Agency Address Line 1: ?

1234 Main Street

Agency Address Line 2:

City:

Willville

State:

Texas

Zip Code:

75745-4521

Start Date: ?

9/1/2024

End Date:

8/31/2025

Plan Year:

2025

☐ Discretionary Fund

Target Area Information

Select Your Project's Geographic Impact:

☒ Local
☐ Regional
☐ Statewide

Select Your Primary Service County:

The county in which the majority of services will be provided, or select **Impact is Statewide**:

Travis

Your project will provide services within: ?

Travis

Peer Review for Your Project Performed by:

Capital Area Council of Governments

Select all of the counties within the project's service area: ?

[Click to View County List](#)

View the list of counties you selected that are within the project's service area: ?

Travis

The **Identifying Information** section requests the following information:

- Applicant Agency Name**  
Applicants enter the legal name of the agency requesting funding. Local governments should enter the legal name of a city ("Sample, City of") or county government ("Sample County"). Applicants should use this standard format so all records within the system can be located by Agency Name in a consistent manner.
- Project Title**  
The project title should provide an indication of what the project is (Examples: Interoperable Communications, Planning, Fusion Center Sustainment, Special Team Sustainment, etc.).
- Division or Unit to Administer the Project**  
This information tells the PSO who, within the applying agency will be administering the grant.
- Agency Address**  
This is the physical address for the applying agency and must include the zip code plus four. (Applicants can get this information from the local post office if it is unknown).
- Agency Address Line 1**  
Enter the physical address for this project. If your organization is required to keep this information confidential, please enter a mailing address instead for this project.

***\*Common Error:** Entering 0000 in the zip plus four.*

# Profile / Details Tab

Identifying Information

Applicant Agency Name: ?

Texas County

Project Title: ?

Interoperable Communications

Division or Unit to Administer the Project: ?

Sheriffs Department

Agency Address Line 1: ?

1234 Main Street

Agency Address Line 2:

City:

Willville

State:

Texas

Zip Code:

75745-4521

Start Date: ?

9/1/2024

End Date:

8/31/2025

Plan Year:

2025

Discretionary Fund

Target Area Information

Select Your Project's Geographic Impact:

☒ Local
 ☐ Regional
 ☐ Statewide

Select Your Primary Service County:

The county in which the majority of services will be provided, or select **Impact is Statewide:** Travis

Your project will provide services within: ?

Travis

Peer Review for Your Project Performed by:

Capital Area Council of Governments

Select all of the counties within the project's service area: ?

[Click to View County List](#)

View the list of counties you selected that are within the project's service area: ?

Travis

Project Period of performance Start and end dates:

The **period of performance** is the time in which the project can be completed.

## Start/End Dates

Applications for the FY2025 SHSP must provide a project start and completion date.

Project start dates must begin between **September 1, 2025**, and **March 1, 2026**, and must be completed no later than **August 31, 2027**.

Additional guidelines are noted below:

1. Project periods should be structured so that projects that include grant-funded salaries and/or annual recurring costs do not overlap with the project periods of previous or future grant awards with the same costs
2. Project periods should be structured so that grants with annual recurring grant-funded expenses are on a 12 or 24-month grant cycle/performance period.
3. Project periods for equipment only projects are generally awarded for a 6-to-12-month grant period.
4. HSGD will consider proposed start or end dates following outside of these guidelines on a case-by-case basis.
5. Awards to subrecipients are typically released in mid October in the year of the application. Applicants should consider a start date of **10/01/2025** as to minimize any loss of performance period if you were considering **9/1/2025**.

***WARNING: The PSO is unable to provide reimbursements for activities that are incurred before or after the period of performance. Do not begin grant funded activities until you receive the award and are on or past the first day of the Performance period start date.***

# Profile / Details Tab

**Identifying Information**

Applicant Agency Name:

Project Title:

Division or Unit to Administer the Project:

Agency Address Line 1:

Agency Address Line 2:

City:  State:  Zip Code:

Start Date:

End Date:

Plan Year:

☐ Discretionary Fund

**Target Area Information**

Select Your Project's Geographic Impact:  
☒ Local ☐ Regional ☐ Statewide

Select Your Primary Service County:  
 The county in which the majority of services will be provided, or select **Impact is Statewide:**

Your project will provide services within:  Peer Review for Your Project Performed by:

Select all of the counties within the project's service area:  
[Click to View County List](#)

View the list of counties you selected that are within the project's service area:

The **Target Area Information** section requests the following information:

The **Target Area** refers to the specific geographical region that the project aims to impact.

## Select your Projects Geographic Impact:

Please select the geographical impact of the services or equipment. These are defined as:

- **Local** – Impacting one County
- **Regional** – Impacting more than one County
- **Statewide** – Impacting the entire state (typically state agency projects)

## Select Your Primary Service County:

Please select the county where the services or equipment will have the greatest impact or where they will be primarily located.

## Select all of the counties within the projects service area:

Please select the all the counties that will be impacted by these grant funded activities.

**\*NOTE:** If the Impact is Local, only one County should be listed under the Service Area. If the Impact is Regional, more than one County should be listed under the Service Area.

# Profile / Details Tab

## Grant Officials Information

Authorized Official Email Address:

1

Financial Officer Email Address:

2

Project Director Email Address:

3

Grant Writer Email Address:

4

Title:

Ms.

Last Name:

Grant Writer

Business Phone:

512-463-1919

Position:

Help Desk

Address Line 1:

1200 San Jacinto

City:

Austin

Zip Code:

78701

First Name:

OOG

Fax Number:

Salutation:

Ms.

Address Line 2:

State:

Texas

User Name:

The **Grant Officials Information** section requests the following information:

You must assign\* **four** Grant Officials to the application. Insert the email address linked to the designated official's eGrants account. If the designated official does not have an account, one will need to be established for them. Applicants should use official organizational email addresses only.

These officials must be at least three different people within your organization, the grant writer can be the same person as any of the other officials.

Grant officials ***must not*** be related to each other by blood or marriage or have any relationship that creates an actual, potential, or apparent conflict of interest.

***\*NOTE:*** Each official must have registered for an eGrants account; you will enter their email address and click "Assign" to link them to the application.



## Profile / Details Tab

Authorized Official (AO)
• Appointed/authorized by the governing body of the organization.
• Authorized individuals are generally the county judge, mayor, chairperson, etc.
• Authorized to apply for, accept, reject, alter, or terminate the grant.
• Responsible for certifying changes made to applications or grants.

The **Authorized Official (AO)** is usually a chairman of a non-profit board, executive director, etc.

## Profile / Details Tab

### Financial Official (FO)

- Required to be the chief financial officer (or designee) for the grantee agency.
- Responsible for maintaining the financial records to account for all grant funds.
- Responsible for requesting funds and the completion of required financial reporting at least quarterly (unless otherwise instructed by the PSO) in eGrants.

### Project Director (PD)

- Must be an employee of the grantee agency.
- Responsible for the day-to-day operations of the project.
- Responsible for required programmatic reporting.

The **Financial Official (FO)** must be either an employee or board member and should be the Chief Financial Officer, Auditor, or Treasurer of the Board for the organization.

The **Project Director (PD)** must be an employee or member of the organization.



**Grant.Vendor Tab**

# Profile / Grant.Vendor Tab

**Vendor Identifying Information**

**1 Organization Type**

Select your type of organization. Then, if prompted, select any additional organization information:  
 Unit of Local Government (City, Town, or Village)   
☒ applying to provide homeland security services

**2 State Payee ID**

Applicant Agency's State Payee Identification Number (e.g., Federal Employer's Identification (FEI) Number or Vendor ID):  
 123456789

**3 Select matching payment information:**

☒ No Match

**Unique Entity Identifier (UEI)**

UEI (SAM) formerly UEI (DUNS):  
 123456789123

**System for Award Management (SAM)**

**System for Award Management (SAM)**  
 Applicant assures that it is currently registered or will register in the federal System for Award Management (SAM) database. Information about registration procedures can be accessed at <https://www.sam.gov/>.

Enter the SAM Expiration Date: 02/29/2024

Is your Agency actively seeking a valid SAM registration? ☐ Yes

**Upload Banking Documents**

Complete this section to upload banking documents to this project in eGrants.

Choose file type to upload: ☐ Direct Deposit ☐ Texas Payee ID ☐ W9

When the Name of the File displays in the box below, click on the Upload button:

No file chosen

The **Grant Vendor tab** will ask you to provide the following information about your organization:

1. Organization Type – Please select the organization type that most closely aligns.
2. State Payee ID – This will be one of the following depending on your organization
  - **EIN:** For all ownership codes other than Individual Recipient listed in Section 3, enter a 9-digit Employer Identification Number (EIN) issued by the Internal Revenue Service.
  - **SSN:** For Individual Recipient or Sole Owner without an EIN, enter your 9-digit Social Security number (SSN) issued by the Social Security Administration.
  - **ITIN:** For Individual Recipient or Sole Owner without an EIN, enter your 9-digit Individual Taxpayer Identification Number (ITIN) issued by the IRS.
  - **Comptroller Assigned Number** – 11 digits: FOR STATE AGENCY USE ONLY. A Comptroller Assigned Number is an ID number that is given to a state agency that needs to pay either a foreign entity or a foreign individual who does not have an EIN, SSN or ITIN.
  - **Current Texas Identification Number** – 11 digits: FOR STATE AGENCY USE ONLY. for Award Management (SAM) Expiration
3. Select Matching Payment Information –Once the State Payee ID is entered click “Check for Match” and if a match is found it will display. Please click the radio button next to the matching enter. If it does not display, click “No Match”.

# Profile / Grant.Vendor Tab

**Vendor Identifying Information**

**Organization Type**

Select your type of organization. Then, if prompted, select any additional organization information:

Unit of Local Government (City, Town, or Village) ☒ ☐ applying to provide homeland security services

**State Payee ID**

Applicant Agency's State Payee Identification Number (e.g., Federal Employer's Identification (FEI) Number or Vendor ID):

123456789

Select matching payment information:

☒ No Match

**4 Unique Entity Identifier (UEI)**

UEI (SAM) formerly UEI (DUNS):

123456789123

**5 System for Award Management (SAM)**

**System for Award Management (SAM)**

Applicant assures that it is currently registered or will register in the federal System for Award Management (SAM) database. Information about registration procedures can be accessed at <https://www.sam.gov/>.

Enter the SAM Expiration Date: 02/29/2024

Is your Agency actively seeking a valid SAM registration? ☐ Yes

**6**

**Upload Banking Documents**

Complete this section to upload banking documents to this project in eGrants.

Choose file type to upload: ☐ Direct Deposit ☐ Texas Payee ID ☐ W9

When the Name of the File displays in the box below, click on the Upload button:

No file chosen

The **Grant Vendor tab** will ask you to provide the following information about your organization:

- 4. Unique Entity Identifier (UEI)** – Assigned by the Federal System for Award Management(SAM) system. If your Organization does not currently have a UEI number, your agency must obtain one by registering at <https://www.sam.gov/>.
- 5. SAM Expiration Date** – Please enter your current SAM expiration date. If you do not currently have a valid SAM registration, but are activity seeking one, please check box next to “Is your Agency actively seeking a valid SAM registration?”
- 6. Save and Continue** – Please make sure to click the “Save and continue button” to save your progress.

# Profile / Grant.Vendor Tab

Vendor Identifying Information

Organization Type

Select your type of organization. Then, if prompted, select any additional organization information:  
Unit of Local Government (City, Town, or Village)

☒ applying to provide homeland security services

State Payee ID

Applicant Agency's State Payee Identification Number (e.g., Federal Employer's Identification (FEI) Number or Vendor ID):  
123456789

Select matching payment information:  
☒ No Match

Unique Entity Identifier (UEI)

UEI (SAM) formerly UEI (DUNS):  
123456789123

System for Award Management (SAM)

System for Award Management (SAM)

Applicant assures that it is currently registered or will register in the federal System for Award Management (SAM) database. Information about registration procedures can be accessed at <https://www.sam.gov/>.

Enter the SAM Expiration Date: 02/29/2024

Is your Agency actively seeking a valid SAM registration? ☐ Yes

Previous

Save and Continue

7

Upload Banking Documents

Complete this section to upload banking documents to this project in eGrants.  
Choose file type to upload: ☐ Direct Deposit ☐ Texas Payee ID ☐ W9  
When the Name of the File displays in the box below, click on the Upload button:  
 No file chosen

The **Grant Vendor tab** will ask you to provide the following information about your organization:

- Upload Banking Documents** – Applicants are required to upload the following three financial forms:
  - Texas Payee ID application
  - Direct Deposit Form
  - IRS W-9 Form

The financial forms must be complete. Please review and verify all information is correct prior to uploading the files. Incomplete or incorrect information on any of the forms can delay the release of funds if awarded. These forms are the only forms that should be uploaded on this tab. Do not upload these documents into the Upload Files Tab.

**\*NOTE:** The completed forms contain sensitive financial information for your organization and is only used to setup up payment information for applications selected for award. Program staff **do not** have permissions to view any documentation uploaded on this tab.

## Collapse Forms

To receive payments from the Office of the Governor (OOG), download, Documents area at the bottom of the Profile/Grant.Vendor tab.

- o Texas Application for Payee Identification Number [Form](#) - 08/17/17
- o Texas Direct Deposit Authorization [Form](#) - Feb '19
- o IRS W-9 [Form](#) - Oct '18

**NOTE:** Forms will not be accepted in hard copy format.





**Narrative Tab**

# Narrative Tab

## Fund Source Information and Requirements

### Introduction

The primary purpose of the funding opportunity will be described here.

### Program Requirements

Includes a list of requirements specific to the funding opportunity or fund source.

### Certifications

Describes rules, laws, guidelines, and other requirements to which the agency must certify for adherence.

### Overall Certification

Each applicant agency must certify to the specific requirements detailed above as well as to comply with all requirements within the PSO Funding Announcement, the *Guide to Grants*, the *Grantee Conditions and Responsibilities*, any authorizing or applicable state and federal statutes and regulations to be eligible for this program.

★ ☐ I certify to all of the application content and requirements.

The **Fund Source Information and Requirements** section of the Narrative Tab provides information regarding the program purpose, requirements and responsibilities. Applicants must carefully read and review this information.

★ NOTE: Applicants must click the "I certify to all the application content and requirements." check box prior to submitting the application.

# Narrative Tab

## Project Narrative

### Project Summary

Briefly summarize the project, including proposed activities and intended impact.

This application requests funding to obtain crucial equipment and supplies for the Texas County Sheriff's Office (TCSO) SWAT team, including body armor, ballistic helmets, and night vision goggles. This project will align with LETPA activities by enhancing the SWAT team's core capability of interdiction and disruption which will allow the team to better carry out one of the the team's mission which is to protect lives and property during counterterrorism operations. Furthermore, these upgrades will support the SWAT team's transition from a NIMS Type IV to a Type III designation.

### Problem Statement

Provide a detailed account of the issues, threats or hazards that your project will target. For federal Homeland Security Grants, include specific page references to the regional or state *Threat and Hazard Identification and Risk Assessment (THIRA)*, as applicable.

Texas County is home to an airport, a rail-loading terminal, several oil-well head equipment manufacturers, a chemical plant, and 41 schools with over 36,000 students. These industries and facilities are potential targets for terror related CBRNE and/or active shooter attacks as outlined in the Regional THIRA (pg 42).

### Existing Capability Levels

Describe the existing capability levels, including resources that are currently in place to support this project prior to the use of grant funds.

The Texas County Sheriff's Department operates a Type 4 SWAT team consisting of 25 full-time officers. While the team is equipped with standard tactical gear, it lacks advanced detection systems.

### Capability Gaps

Describe the capability gaps which will be addressed by the project. For federal Homeland Security Grants, include specific page references to the regional or statewide State Preparedness Report (SPR).

In order to effectively address terrorism challenges, the SWAT team need access to critical equipment and training to counter threats. The gaps in law enforcement special response teams' capabilities are identified in the Lone Star Council of Governments SPR (pg. 8).

### Impact Statement

Describe the project objectives and how this project will maintain capabilities or reduce capability gaps.

Once implemented, this project will strengthen essential law enforcement capabilities, significantly improving safety for Texas County residents. This boost in capabilities will strengthen law enforcement's ability to prevent and respond to threats, safeguarding the County and potentially aiding the region if outside assistance is needed.

### Homeland Security Priority Action

Identify the Texas Homeland Security Priority Action most closely aligned with this project. Each Priority Action is linked with an *Objective from the Texas Homeland Security Strategic Plan (HSSP)*. List the Priority Action by number and text (e.g., 1.2.3 *Expand and enhance the network of human sources that can provide detailed and relevant information on known or suspected terrorist and criminal enterprises.*)

4.2.4 Make investments in personnel, training, and equipment to build new response team capabilities where possible, based on assessments of needs.

### Target Group

Identify the target group and population expected to benefit from this project.

The 25 members of the Texas County Sheriff's office SWAT team will be the primary beneficiaries of these funds. Additionally, it will enhance safety for residents and travelers in both Texas County and the broader Lone Star region.

### Long-Term Approach

Describe how the applicant agency will sustain the capabilities supported by this project without additional federal or state funds. If sustainment is dependent upon federal or state grants, describe the ongoing need for future grants, as applicable.

Texas County will pay for maintaining current SWAT equipment and plans to seek additional local funding to improve the SWAT team in the future. However, budget constraints might lead to request grant funding for further enhancements.

## Project Narrative

The project narrative is where the applicant provides information regarding what is being requested and why it is needed. The project Narrative is broken into 8 section that ask specific questions. Although there are instructions for each section, simply put, each section is asking the following questions.

- 1. Project Summary** - What are you requesting this grant to fund?
- 2. Problem Statement** - Why is this project necessary to address acts of terrorism and where is that referenced?
- 3. Existing Capability Levels** - What capabilities do you currently have in place to address the "Threat"? In other words, what capabilities do we currently have?
- 4. Capability Gaps** - What Capability Gap will this project address and what and where is this Gap identified in the Regional SPR?
- 5. Impact** - Once completed, what will be the impact in relation to terrorism?
- 6. Homeland Security Priority Action** - Which priority action from the Texas Homeland Security Strategic Plan does this project align with most closely?
- 7. Target Group** – Which group, team, agency or department will have their capabilities enhanced upon the completion of the project?
- 8. Long-Term Approach** - How will the activities being funded be sustained once grant funding ends?

# Narrative Tab

## SHSP Regular Example

### Project Summary

Briefly summarize the project, including proposed activities and intended impact.

This project is requesting funds to purchase portable and mobile radios for the City of Masonville Police Department(MPD). These mobile radios will be installed in patrol vehicles and the portable radios will be issued to officers. By enhancing the MPDs operational communications core capability, It will enhance the MPD ability to carry out the response mission area when responding to acts of terrorism.

## SHSP LETPA Example

### Project Summary

Briefly summarize the project, including proposed activities and intended impact.

This application requests funding to obtain crucial equipment and supplies for the Texas County Sheriff's Office (TCSO) SWAT team, including body armor, ballistic helmets, and night vision goggles. This project will align with LETPA activities by enhancing the SWAT team's core capability of interdiction and disruption which will allow the team to better carry out one of the team's mission which is to protect lives and property during counterterrorism operations. Furthermore, these upgrades will support the SWAT team's transition from a NIMS Type IV to a Type III designation.

The **Project Summary** must contain the following elements:

1. **Project Description** - Provide a brief summary of what you intend to do with the funds being requested.
2. **Mission area and Core Capability** - The summary should focus on how the project will affect prevention, protection, mitigation, response and/or recovery from terrorism events. The core capability should also be noted.
3. **LETPA Mission area and Core Capability** - LETPA projects may only chose from the protection and prevention mission areas and those allowable core capabilities as defined by FEMA.
4. **Nexus to Terrorism** - The purpose of projects funded through HSGP grants must specifically connect to terrorism, not natural disasters. While the project may serve both purposes, the primary purpose for the grant must be terrorism related.
5. **Will this support a NIMS Typed Response Team?**

Please be clear and concise. The recommended length of this response is 3-4 Sentences/100 words or less. Additional information will be asked throughout the narrative.

# Narrative Tab

## SHSP Regular Example

### Project Summary

Provide a detailed account of the issues, threats or hazards that your project will target. For federal Homeland Security Grants, include specific page references to the regional or state Threat and Hazard Identification and Risk Assessment (THIRA), as applicable.

The City of Masonville's Police Department must ensure the safety of its residents and travelers. In emergencies, such as a terrorist attack, they might need to mobilize all officers and reservists but lack the funds for enough radios to support this surge. Lone Star Council of Governments THIRA identifies terrorism as a threat on page 8.

## SHSP LETPA Example

### Project Summary

Provide a detailed account of the issues, threats or hazards that your project will target. For federal Homeland Security Grants, include specific page references to the regional or state Threat and Hazard Identification and Risk Assessment (THIRA), as applicable.

Texas County is home to an airport, a rail-loading terminal, several oil-well head equipment manufacturers, a chemical plant, and 41 schools with over 36,000 students. These industries and facilities are potential targets for terror related CBRNE and/or active shooter attacks as outlined in the Regional THIRA (pg. 42).

The **Problem Statement** must contain the following elements:

1. **Terrorism Threat** - Please briefly describe what terrorism threats this project will address and how . Since this is a anti-terrorism grant you must reference a corresponding threat related to terrorism in the Applicant's regional THIRA. This statement should focus on the terrorism threats the project will address.
2. **THIRA Reference** - Must include reference to the regional THIRA to include page numbers.

**Please be clear and concise. The recommended length of this response is 3-6 Sentences/150 words or less. Additional information will be asked throughout the Narrative.**

# Narrative Tab

## SHSP Regular Example

### Existing Capability Levels

Describe the existing capability levels, including resources that are currently in place to support this project prior to the use of grant funds.

The City of Masonville is currently at an interoperability level 4 with complete radio coverage throughout the city. MPD currently has enough radios to currently meet the needs of each of our shifts, but officers are forced to swap radios at each shift change. While this is adequate under normal conditions, it does not allow for a surge of resources during time of crisis.

## SHSP LETPA Example

### Existing Capability Levels

Describe the existing capability levels, including resources that are currently in place to support this project prior to the use of grant funds.

The Texas County Sheriff's Department operates a Type 4 SWAT team consisting of 25 full-time officers. While the team is equipped with standard tactical gear, it lacks advanced night vision equipment and rifle resistant body armor.

The **Existing Capability Levels** section should provide a brief overview of the current capabilities or resources available to the Applicant that will support the proposed project. It should address:

1. **Capabilities Addressed** - What capability will the project enhance, replace, or build upon?
2. **Existing Resources** - What existing resources will support the project?

**Please be clear and concise. The recommended length of this response is 3-4 Sentences/100 words or less. Additional information will be asked throughout the narrative.**



# Narrative Tab

## SHSP Regular Example

### Capability Gaps

Describe the capability gaps which will be addressed by the project. For federal Homeland Security Grants, include specific page references to the regional or statewide State Preparedness Report (SPR).

MPD currently has 45 Officers, 10 reservists and 12 vehicles. The Department only has 25 portable radios and 8 vehicles with mobile radios. This application is requesting 30 portable radios and 4 Mobile radios which will bolster the terrorism response mission area by addressing regional gaps in the Operational Communications Core Capability identified in the Lone Star Council of Governments SPR listed on page 8.

## SHSP LETPA Example

### Capability Gaps

Describe the capability gaps which will be addressed by the project. For federal Homeland Security Grants, include specific page references to the regional or statewide State Preparedness Report (SPR).

In order to effectively address terrorism challenges, the SWAT team will need access to critical equipment and training to counter threats. The gaps in law enforcement special response teams' capabilities are identified in the Lone Star Council of Governments SPR (pg. 8).

The **Capability Gaps** section must contain the following elements:

1. **Gap Description** - Please provide a description of specific gaps the project will address and their connection with gaps discussed in the Stakeholder Preparedness Review (SPR).
2. **SPR Reference** - Reference the gap as identified in the Regional SPR by providing page number(s).

**Please be clear and concise. The recommended length of this response is 3-4 Sentences/100 words or less. Additional information will be asked throughout the narrative.**

FUN FACT: FEMA changed the name of the "State Preparedness Report" to "Stakeholder Preparedness Review"!

# Narrative Tab

## SHSP Regular Example

### Impact Statement

Describe the project objectives and how this project will maintain capabilities or reduce capability gaps.

Upon completion of this project, the MPD will significantly improve its communication and coordination for large-scale operations, including those involving terrorism. This boost in capabilities will strengthen law enforcement's ability to prevent and respond to threats, safeguarding the city and potentially aiding the region if outside assistance is needed.

## SHSP LETPA Example

### Impact Statement

Describe the project objectives and how this project will maintain capabilities or reduce capability gaps.

Once implemented, this project will strengthen essential law enforcement capabilities, significantly improving safety for Texas County residents. This boost in capabilities will strengthen law enforcement's ability to prevent and respond to threats, safeguarding the County and potentially aiding the region if outside assistance is needed.

The **Impact Statement** section must contain the following elements:

1. **Project purpose** - What will the completed project accomplish in relation to terrorism?

**Please be clear and concise. The recommended length of this response is 1-3 Sentences/75 words or less. Additional information will be asked throughout the narrative.**

# Narrative Tab

## SHSP Regular Example

### Homeland Security Priority Action

Identify the Texas Homeland Security Priority Action most closely aligned with this project. Each Priority Action is linked with an *Objective from the Texas Homeland Security Strategic Plan (HSSP)*. List the Priority Action by number and text (e.g. *1.2.3 Expand and enhance the network of human sources that can provide detailed and relevant information on known or suspected terrorist and criminal enterprises.*)

4.3.2 Ensure radio systems, equipment, owners, and users are in compliance with the Statewide Communications Interoperability Plan and the Regional Interoperable Communications Plans.

## SHSP LETPA Example

### Homeland Security Priority Action

Identify the Texas Homeland Security Priority Action most closely aligned with this project. Each Priority Action is linked with an *Objective from the Texas Homeland Security Strategic Plan (HSSP)*. List the Priority Action by number and text (e.g. *1.2.3 Expand and enhance the network of human sources that can provide detailed and relevant information on known or suspected terrorist and criminal enterprises.*)

4.2.4 Make investments in personnel, training, and equipment to build new response team capabilities where possible, based on assessments of needs.

The **Homeland Security Priority Action** section must contain the following elements:

1. **Homeland Security Priority Action** - Must include the Texas Homeland Security Strategic Plan priority that most accurately ties to the project. Please use the following format:

"1.2.3 Expand and enhance the network of human sources that can provide detailed and relevant information on known or suspected terrorist and criminal enterprises."

The Homeland Security Priority Actions are found in the [Texas Homeland Security Strategic Plan 2021-2025](#).

Applicants/Grantees shall select only **ONE** action that most accurately ties to the project. Applicants should follow the specific format example provided within the instructional text on the narrative page.

**Please be clear and concise. The recommended length of this response is 1 Sentence /25 words or less. Additional information will be asked throughout the narrative.**

# Narrative Tab

## SHSP Regular Example

### Target Group

Identify the target group and population expected to benefit from this project.

The 55 officers and reservists of the Masonville Police Department will be the main beneficiaries of this project. Additionally, it will enhance safety for residents and travelers in both the City of Masonville and the broader Texas County area.

## SHSP LETPA Example

### Target Group

Identify the target group and population expected to benefit from this project.

The 25 members of the Texas County Sheriff's office SWAT team will be the primary beneficiaries of these funds. Additionally, it will enhance safety for residents and travelers in both Texas County and the broader Lone Star region.

The **Target Group** section must contain the following elements:

1. **Target Group** - The intent is to identify the actual group that will be receiving equipment, training, or salaries funded by the project. For example, if a grant is purchasing equipment for a specialized team, the specialized team is the target group.

2. **Population** - The population this project will primarily benefit. (City, County, Region)

In some cases, the general population in an area may be the target group.

**Please be clear and concise. The recommended length of this response is 1-3 Sentences/75 words or less. Additional information will be asked throughout the narrative.**

# Narrative Tab

## SHSP Regular Example

### Long-Term Approach

Describe how the applicant agency will sustain the capabilities supported by this project without additional federal or state funds. If sustainment is dependent upon federal or state grants, describe the ongoing need for future grants, as applicable.

While the City would prefer to allocate extra funds to fully address our public safety communication needs, this isn't feasible at present. After purchasing these radios, the city can cover their routine maintenance costs but will likely seek additional grant funding in the future for upgrades or replacements.

## SHSP LETPA Example

### Long-Term Approach

Describe how the applicant agency will sustain the capabilities supported by this project without additional federal or state funds. If sustainment is dependent upon federal or state grants, describe the ongoing need for future grants, as applicable.

Texas County will pay for maintaining current SWAT equipment and plans to seek additional local funding to improve the SWAT team in the future. However, budget constraints might lead to request grant funding for further enhancements.

The **Long-Term Approach** section must answer the following questions:

1. Describe how the applicant agency will sustain the capabilities supported by this project without additional federal or state funds?
2. If sustainment is dependent upon federal or state grants, describe the ongoing need for future grants, as applicable.

**Please be clear and concise. The recommended length of this response is 1-3 Sentences/75 words or less. Additional information will be asked throughout the narrative.**



# Narrative Examples



# Narrative Examples

The PSO would like to provide the following real world narrative examples based on some of our most common project types:

1. **First Response Teams (LETPA)**
2. **Interoperable Communications**
3. **Community Preparedness**
4. **Intelligence and Information Sharing (LETPA)**
5. **Protection of Soft Targets**
6. **COG Planning**
7. **Emergency Operations Center**

**Applicants can use these examples as templates when completing the narrative.  
The PSO recommends aligning your application closely with the sample narrative examples provided to ensure that all necessary data is collected.**

## Response Teams - LETPA

**Project Type:** SWAT Equipment

**LETPA:** Yes

**Investment Area:** Support of First Responder Capabilities

**Core Capability:** Interdiction and Disruption

### Project Summary

- This application requests funding to obtain crucial equipment and supplies for the Texas County Sheriff's Office (TCSO) SWAT team, including body armor, ballistic helmets, and night vision goggles. This project will align with LETPA activities by enhancing the SWAT team's core capability of interdiction and disruption which will allow the team to better carry out one of the team's mission which is to protect lives and property during counterterrorism operations. Furthermore, these upgrades will support the SWAT team's transition from a NIMS Type IV to a Type III designation.

### Problem Statement

- Texas County is home to an airport, a rail-loading terminal, several oil-well head equipment manufacturers, a chemical plant, and 41 schools with over 36,000 students. These industries and facilities are potential targets for terror related CBRNE and/or active shooter attacks as outlined in the Regional THIRA (pg. 42).

### Existing Capability Levels

- The Texas County Sheriff's Department operates a Type 4 SWAT team consisting of 25 full-time officers. While the team is equipped with standard tactical gear, it lacks advanced night vision equipment and rifle resistant body armor.

### Capability Gaps

- The Lone Star COG regional Stakeholder Preparedness Review identifies planning gaps across all homeland security mission areas. A summary of these gaps is detailed in the planning core capability section of the SPR: In order to effectively address terrorism challenges, the SWAT team need access to critical equipment and training to counter threats. The gaps in law enforcement special response teams' capabilities are identified in the Lone Star Council of Governments SPR (pg. 8).

### Impact Statement

- Once implemented, this project will strengthen essential law enforcement capabilities, significantly improving safety for Texas County residents. This boost in capabilities will strengthen law enforcement's ability to prevent and respond to threats, safeguarding the County and potentially aiding the region if outside assistance is needed.

### Homeland Security Priority Action

- 4.2.4 Make investments in personnel, training, and equipment to build new response team capabilities where possible, based on assessments of needs.

### Target Group

- The 25 members of the Texas County Sheriff's office SWAT team will be the primary beneficiaries of these funds. Additionally, it will enhance safety for residents and travelers in both Texas County and the broader Lone Star region.

### Long-Term Approach

- Texas County will pay for maintaining current SWAT equipment and plans to seek additional local funding to improve the SWAT team in the future. However, budget constraints might lead to request grant funding for further enhancements.

## Narrative Examples

## Communications

**Project Type:** *Handheld and car mounted radios for Police Dept.*

**LETPA:** *No*

**Investment Area:** *Interoperable Emergency Communication*

**Core Capability:** *Operational Communications*

### Project Summary

- *This project is requesting funds to purchase portable and mobile radios for the City of Masonville Police Department(MPD). These mobile radios will be installed in patrol vehicles and the portable radios will be issued to officers. By enhancing the MPDs operational communications core capability, It will enhance the MPD ability to carry out the response mission area when responding to acts of terrorism.*

### Problem Statement

- *The City of Masonville's Police Department must ensure the safety of its residents and travelers. In emergencies, such as a terrorist attack, they might need to mobilize all officers and reservists but lack the funds for enough radios to support this surge. Lone Star Council of Governments THIRA identifies terrorism as a threat on page 8.*

### Existing Capability Levels

- *The City of Masonville is currently at an interoperability level 4 with complete radio coverage throughout the city. MPD currently has enough radios to currently meet the needs of each of our shifts, but officers are forced to swap radios at each shift change. While this is adequate under normal conditions, it does not allow for a surge of resources during time of crisis.*

### Capability Gaps

- *MPD currently has 45 Officers, 10 reservists and 12 vehicles. The Department only has 25 portable radios and 8 vehicles with mobile radios. This application is requesting 30 portable radios and 4 Mobile radios which will bolster the terrorism response mission area by addressing regional gaps in the Operational Communications Core Capability identified in the Lone Star Council of Governments SPR listed on page 8.*

### Impact Statement

- *Upon completion of this project, the MPD will significantly improve its communication and coordination for large-scale operations, including those involving terrorism. This boost in capabilities will strengthen law enforcement's ability to prevent and respond to threats, safeguarding the city and potentially aiding the region if outside assistance is needed.*

### Homeland Security Priority Action

- *4.3.2 Ensure radio systems, equipment, owners, and users are in compliance with the Statewide Communications Interoperability Plan and Regional Interoperable Communications Plans.*

### Target Group

- *The 55 officers and reservists of the Masonville Police Department will be the main beneficiaries of this project. Additionally, it will enhance safety for residents and travelers in both the City of Masonville and the broader Texas County area.*

### Long-Term Approach

- *While the City would prefer to allocate extra funds to fully address our public safety communication needs, this isn't feasible at present. After purchasing these radios, the city can cover their routine maintenance costs but will likely seek additional grant funding in the future for upgrades or replacements.*

## Narrative Examples

## Community Preparedness

**Project Type:** Community Emergency Response Team (CERT)

**LETPA:** No

**Investment Area:** Community Preparedness and Resilience

**Core Capability:** Community Resilience

### Project Summary

- This project seeks funding to support the City of Masonville's Community Emergency Response Team (CERT) program. It will cover costs to establish a CERT coordinator in the emergency management department, including training and basic office supplies. The coordinator's role includes promoting, coordinating, and training CERT volunteers, and the funding will also allow them to attend advanced CERT "Train the Trainer" courses. This project supports the mitigation mission area by enhancing the Community Resilience core capability by empowering individuals and communities to make informed decisions to facilitate actions necessary to adapt to, withstand, and quickly recover from terrorist attacks.

### Problem Statement

- The City of Masonville, with its mix of manufacturing, critical infrastructure, and entertainment venues, could be a potential target for terrorist attacks as identified in the Lone Star COG THIRA on pg. 6. To address the strain such an event would place on emergency response resources, it is crucial to educate residents on emergency procedures and how they can support response teams as force multipliers. The City of Masonville Community Emergency Response Team (CERT) project aims to build an effective community response before, during, and after major disasters through three key objectives: community engagement, information and training, and partnership development. Community resilience relies on factors such as awareness, economic and environmental health, and support from public and private programs, agencies, and organizations. The preparedness of individuals, families, and the community is essential for successfully responding to and recovering from major disasters.

### Existing Capability Levels

- The City of Masonville currently lacks a community emergency education training program. However, the City's Emergency Management Department has experience running a CERT program, which was active from 2009 to 2015 before being discontinued due to funding issues.

### Capability Gaps

- Community preparedness initiatives, like CERT teams, play a crucial role in easing the burden on first responders by empowering citizens to handle minor injuries and straightforward rescues on their own or assist their neighbors. This enables first responders to focus on more serious and dangerous situations, leading to better outcomes for both the public and emergency personnel. The goal is to strengthen the terrorism Mitigation Mission Area by addressing regional gaps in the Community Resilience Core Capability, as outlined on Page 8 of the Lone Star Council of Governments SPR.

### Impact Statement

- Upon completion of this project, a larger portion of Masonville's citizens will gain a basic understanding of how to protect themselves, their families, and neighbors during emergencies, including acts of terrorism. This improved capability may reduce the demand on first responders for situations that could be managed by trained citizens. Ideally, this will enable first responders to concentrate on more critical and dangerous incidents, enhancing outcomes for both the public and emergency personnel.

### Homeland Security Priority Action

- 3.3.1 Expand and enhance local jurisdiction and citizen capabilities through participation in Citizen Corps and other individual and community preparedness programs.

### Target Group

- The CERT Program will be managed by the Masonville Emergency Management Department, but it is designed to benefit the entire community, particularly those who participate in the available CERT training courses.

### Long-Term Approach

- Once the program is reestablished, the city commits to covering all maintenance costs and will allocate local funding to the program annually. Additional grants may be sought when the program advances from a basic to a more advanced level.

## Narrative Examples

## Intelligence Gathering and Analysis

**Project Type:** *Support for a recognized Fusion center*

**LETPA:** Yes

**Investment Area:** *Information and Intelligence Sharing/Cooperation*

**Core Capability:** *Intelligence and Information Sharing*

### Project Summary

- *This project provides funding for six analysts at the Texas County Fusion Center (TCFC) to uphold essential homeland security functions, such as gathering, analyzing, and distributing intelligence to thwart terrorist and cyber attacks. This project ensures the timely and relevant sharing of actionable information and analysis with local, state, tribal, territorial, federal, private sector, and international partners, and supports the development and dissemination of appropriate classified and unclassified products. It aligns with LETPA activities by bolstering the Prevention mission area, sustaining our counterterrorism Intelligence and Information Sharing core capability.*

### Problem Statement

- *The Lone Star Council of Governments THIRA, starting on Page 21, outlines the terrorism risks facing the region. To identify these threats proactively, specialized personnel, training, software, and equipment are essential. The Texas County Fusion Center (T.C.F.C) acts as the central information and intelligence hub for the Sheriff's Office, aiming to boost its effectiveness by collecting and analyzing data, providing actionable intelligence, and safeguarding citizens. Additionally, the center will foster partnerships with local, state, and federal law enforcement agencies, as well as private sector entities, to enhance information sharing and threat assessment, thereby improving security across the region.*

### Existing Capability Levels

- *The Texas County Fusion Center currently has the personnel, systems, and software needed to collect, process, and distribute actionable information. While the center can analyze data, some of its systems are outdated or incompatible with current technologies and need updating. Additionally, analysts require specialized training to effectively use the new technologies.*

### Capability Gaps

- *This grant will enable the Texas County Fusion Center to bolster the mission area of prevention by addressing the capability gaps in intelligence and information sharing, as highlighted on page 87 of the Lone Star Stakeholder Preparedness Review.*

### Impact Statement

- *Upon completion of this project, the Texas County Fusion Center capacity to detect potential terrorist threats through enhanced information and intelligence collection and analysis will be significantly improved. This increase in capabilities will bolster law enforcement's ability to prevent threats, thereby protecting the county and potentially assisting the region if necessary.*

### Homeland Security Priority Action

- *1.1.1 Enhance intelligence coordination and collaboration across the state's network of intelligence nodes and with federal partner organizations, to include development of common processes and standards for recognized fusion centers.*

### Target Group

- *The Texas County Fusion Center, located within the Texas County Sheriff's Office, will be the main recipient of this grant. Additionally, the grant will benefit the entire region by facilitating the sharing of information to prevent terrorist activities.*

### Long-Term Approach

- *In previous years, TCFC partner agencies contributed funds towards the sustainment of the TCFC. However, these funds do not cover all the necessary costs to operate a fusion center fully and effectively. The TCFC will look to all available funding sources for future sustainment, including grant funds and funding from the City of Masonville and partner agencies.*

## Narrative Examples

## Physical Site Protection

**Project Type:** Enhance security at critical infrastructure site.

**LETPA:** No

**Investment Area:** Protection of Soft Targets/Crowded Places

**Core Capability:** Physical Protective Measures

### Project Summary

- This project seeks funding to install video surveillance cameras, access controls, and detection alarms at key infrastructure sites across the City of Masonville. These security measures will be implemented at the Water Treatment Plants and the Water Department storage facility to bolster the sites protection. By strengthening these critical infrastructure facilities, the project aims to reduce the risk of terrorist and criminal activities and enhance situational awareness during an incident. This initiative supports the protection mission area by improving the Physical Protective Measures core capability, specifically by fortifying drinking water facilities against potential threats

### Problem Statement

- The City of Masonville, located along US Highway 253, TX Highway 47, and Highway 17—a major route for terrorist and criminal activities—hosts vulnerable infrastructure such as pipelines and a water treatment facility. These facilities are at risk of tampering and potential mass destruction and are currently only protected by chain link fences. To enhance security, this project aims to install comprehensive security equipment to protect these facilities from terrorist attacks and criminal activities. The Lone Star Council of Governments THIRA, starting on Page 21, outlines the terrorism risks facing the region.

### Existing Capability Levels

- The City of Masonville currently relies on basic door and gate locks to prevent unauthorized access to sensitive drinking water infrastructure. Although these areas have not yet been targeted, upgrading the security measures is essential to safeguard their operations from terrorist attacks.

### Capability Gaps

- As mentioned on page 17 of the Lone Star COG SPR, there are gaps in the protection of critical infrastructure. This application seeks to address these gaps by requesting physical security upgrades at drinking water facilities, which may be vulnerable to malicious actors, including terrorists, who could potentially use chemical or biological attacks to harm a large population.

### Impact Statement

- Upon completion of this project, the vulnerabilities of the City of Masonville's water supply will be significantly reduced. This will help protect the public from potential threats posed by terrorists or other malicious actors. Enhanced security measures will ensure a safer water supply for the community.

### Homeland Security Priority Action

- 4.7.7 Enhance local jurisdictions' preparedness to secure special events and soft targets and to respond to mass casualty attacks and provide guidance and templates to support local planning.

### Target Group

- The City of Masonville Water Department lift stations (approx. 9), Wastewater Treatment Facility (approx. 3), and Approx. 2400 citizens in the City of Masonville water district.

### Long-Term Approach

- Once this equipment is installed, the city will cover all ongoing maintenance costs. If additional vulnerabilities are identified, the city may seek additional grants.

## Narrative Examples



## Emergency Management

**Project Type:** *Software and Emergency Operations Center Upgrades.*

**LETPA:** *No*

**Investment Area:** *Emergency Operations Center Technology and Enhancements*

**Core Capability:** *Operational Coordination*

### Project Summary

- *This application seeks funding for computers, TVs, backup generators, and Web EOC licenses for the Texas County Emergency Operation Center. This project supports the Operational Coordination Core capability of our Texas County which benefits all five mission areas. These upgrades will help to ensure a unified and coordinated operational structure during a terrorist attack on our county.*

### Problem Statement

- *Texas County is home to an airport, a rail-loading terminal, several oil-well head equipment manufacturers, a chemical plant, and 41 schools with over 36,000 students. These industries and facilities are potential targets for terror related CBRNE and/or active shooter attacks as outlined in the Regional THIRA (pg. 42).*

### Existing Capability Levels

- *At present, LSCOG employs two personnel to assist with managing the State Homeland Security Program grant and supporting emergency management and homeland security planning efforts. Currently, the Texas County Emergency operations center is running on donated equipment from the early 2000's. The replacement of this equipment will allow better command and control during terrorist attacks.*

### Capability Gaps

- *This project will support the Operational Coordination core capability by increasing situational awareness for better command and control before and after a terrorism as noted on page 6 of the LSCOG SPR.*

### Impact Statement

- *Once completed this project will allow for better coordination of resources and personnel during a terrorist attack.*

### Homeland Security Priority Action

- *4.1.4 Enhance connection and integration of common operational picture, resource management, and other decision support tools across agencies and operations centers to ensure shared federal, state, and local situational awareness during incidents.*

### Target Group

- *The Texas County Emergency Operations Center, located within the Texas County Emergency Management department, will be the main recipient of this grant. Additionally, the grant will benefit the entire region by enhancing of proper Command and Control need to prevent terrorist activities.*

### Long-Term Approach

- *Once this equipment is installed, the County will cover all ongoing maintenance costs. If additional vulnerabilities are identified, the County may seek additional grants.*

## Narrative Examples

## Planning

**Project Type:** COG Planning to complete the Regional THIRA and SPR.

**LETPA:** No

**Investment Area:** Planning - Homeland Security

**Core Capability:** Planning

### Project Summary

- *This funding will enable the Lone Star Council of Governments to complete the regional Threat and Hazard Identification and Risk Assessment (THIRA) and Stakeholder Preparedness Review (SPR). It will also enhance our regional planning, coordination, and staff support for homeland security, while managing grant-funded activities related to these efforts. This project supports the Planning Core capability of our organization, benefiting all five mission areas. By developing plans with actionable strategies, it will enhance our region's ability to prevent or respond to imminent terrorist threats within the United States.*

### Problem Statement

- *The Lone Star region encompasses significant agricultural, energy, and population centers that could be targeted by a terrorist attack as a means of making a statement. Unfortunately, many jurisdictions and agencies within the LSCOG are significantly underprepared for such an event. This project aims to address the gaps in planning at both the regional and local levels. At a minimum, LSCOG Homeland Security Planners will oversee the creation of the Regional Homeland Security Implementation Plan (HS-IP), the regional Threat and Hazard Identification and Risk Assessment (THIRA), and the Stakeholder Preparedness Review (SPR). Additionally, the planner will handle regional and local homeland security and emergency management/terrorism response planning. The need to maintain, update, and revise plans is stated on page 5 of the LSCOG THIRA.*

### Existing Capability Levels

- *At present, LSCOG employs two personnel to assist with managing the State Homeland Security Program grant and supporting emergency management and homeland security planning efforts. The COG staff are provided with computers, cell phones, and other essential operational equipment to facilitate planning and technical assistance within the LSCOG region.*

### Capability Gaps

- *The Lone Star COG regional Stakeholder Preparedness Review identifies planning gaps across all homeland security mission areas. A summary of these gaps is detailed in the planning core capability section of the regional SPR. Although emergency operations plans and related annexes are in place, participation from some regional agencies has been limited. Furthermore, there has been a lack of seamless integration between emergency management and homeland security plans. Some regional planning efforts have not been fully integrated at the local level. Existing plans need maintenance, updates, and revisions. Ongoing operational, strategic, and pre-incident planning is essential for the region (LSCOG SPR, pg. 5).*

### Impact Statement

- *This project will address the region's planning gaps across the mission areas of prevention, protection, mitigation, response, and recovery. It aims to further enhance homeland security by promoting cooperation, collaboration, and training with local, state, and federal partners. Regional planning efforts will continue to strengthen and sustain resilience by encouraging jurisdictions to work together in developing, training, and equipping themselves to a unified standard and strategy for mitigating, responding to, and recovering from terrorist attacks, man-made incidents, or natural disasters.*

### Homeland Security Priority Action

- *4.7.1. Periodically review, update, and upgrade emergency and disaster-related plans statewide, and ensure these plans account for people with disabilities or other access and functional needs.*

### Target Group

- *Lone Star Council of Governments will be the primary beneficiary of this application. The citizens of the entire region will also benefit from this project as well.*

### Long-Term Approach

- *The Lone Star COG Homeland Security Program will always require financial support via state and federal grant funds due to the nature of its organizational structure, and the unique role it plays within the region. If additional vulnerabilities are identified, the COG may seek additional grants.*

## Narrative Examples



**Activities Tab**

# Activities Tab

OOG-Defined Project Activity Area

**Select Your Project Activities**

Select one or more project activities that best describe your project. Once you have selected one or more project activities from the list, then click on the **Update Activity Selection** button to add those selections to your project. You will then be able to describe the project activities you selected and added to your project in the **Detailed Project Activity Area**. For a description of the eligible project activities, please click on the **View a Description of the Activities** button.

[Collapse Activity List](#)

- ☐ Combating Domestic Violent Extremism
- ☐ Community Preparedness and Resilience
- ☐ Emergency Operations Center Technology and Enhancements
- ☐ Enhancing Election Security
- ☐ Information and Intelligence Sharing/Cooperation
- ☒ Interoperable Emergency Communications
- ☐ Planning - Homeland Security
- ☐ Protection of Soft Targets/Crowded Places
- ☐ Support of First Responder Capabilities

**Update Activity Selection** **View a Description of the Activities**

~~OOG-Defined Project Activity Area~~

~~**Create Your Own Project Activity**~~

~~Some activities may not be covered in the previous selection area. You may create and edit a customized project activity in the text bar. Type in your self-defined **Project Activity** and then click the **Create Item** button.~~

~~**Create Item**~~

Detailed Project Activity Area

**Describe Each Activity**

This section lists all of the items you selected for OOG and grantee-defined project activities.

Click on the 'pencil' icon next to each activity to enter the percentage of time spent on the activity as well as a brief description of how the activity is performed. Click on the 'diskette' icon to save the information entered for each activity.

Activity	Edit	Dedicated Percentage	Description of Activity	Delete
Interoperable Emergency Communications		100	This project is requesting funds to purchase portable and mobile radios for the City of Masonville Police Department(MPD). These mobile radios will be installed in patrol vehicles and the portable radios will be issued to officers. By enhancing the MPDs operational communications core capability, It will enhance the MPD ability to carry out the response mission area when responding to acts of terrorism.	

☐ **Check this box to Confirm Deletion of a Project Activity**  
 Note: Once you **Save** each item above, the subtotal for the **Dedicated Percentage** column will refresh below under **Total**.  
 Total: 100 Percent

Homeland Security Grant Program (HSGP) applicants must only select one project activity.

The eGrants system will allow multiple selections, but each HSGP subrecipient project must fit into **one and only one** of the Investment Categories that are listed as project activities under the "Activity List".

**Do not create a custom measure!**

# Activities Tab

1

## OOG-Defined Project Activity Area

### Select Your Project Activities

Select one or more project activities that best describe your project. Once you have selected one or more project activities from the list, then click on the **Update Activity Selection** button to add those selections to your project. You will then be able to describe the project activities you selected and added to your project in the **Detailed Project Activity Area**. For a description of the eligible project activities, please click on the **View a Description of the Activities** button.

[Collapse Activity List](#)

- ☐ Combating Domestic Violent Extremism
- ☐ Community Preparedness and Resilience
- ☐ Emergency Operations Center Technology and Enhancements
- ☐ Enhancing Election Security
- ☐ Information and Intelligence Sharing/Cooperation
- ☒ Interoperable Emergency Communications
- ☐ Planning - Homeland Security
- ☐ Protection of Soft Targets/Crowded Places
- ☐ Support of First Responder Capabilities

**Update Activity Selection**

[View a Description of the Activities](#)

2

## OOG-Defined Project Activity Area

### Create Your Own Project Activity

Some activities may not be covered in the previous selection area. You may click on the **Create New Activity** button to create and edit a customized project activity in the text bar. Type in your self-defined **Project Activity**, and then click the **Save New Item** button.

**Save New Item**

3

## Detailed Project Activity Area

### Describe Each Activity

This section lists all of the items you selected for OOG and grantee-defined project activities.

Click on the 'pencil' icon next to each activity to enter the percentage of time spent on the activity as well as a brief description of how the activity is performed. Click on the 'diskette' icon to save the information entered for each activity.

Activity	Edit	Dedicated Percentage	Description of Activity	Delete
Interoperable Emergency Communications		100	This project is requesting funds to purchase portable and mobile radios for the City of Masonville Police Department(MPD). These mobile radios will be installed in patrol vehicles and the portable radios will be issued to officers. By enhancing the MPDs operational communications core capability, It will enhance the MPD ability to carry out the response mission area when responding to acts of terrorism.	

☐ Check this box to Confirm Deletion of a Project Activity

Note: Once you **Save** each item above, the subtotal for the **Dedicated Percentage** column will refresh below under **Total**.  
Total: 100 Percent

You will provide the following information about your organizations:

- Project Activity Area-** Please select from one of the preselected activity areas. Activity areas are also called investment areas. It is how the state tells FEMA the types of projects we are investing in.
- Description of activities** – You may find a definition for each of the activity areas listed to aid in aligning your project to the correct activity.
- Describe Each Activity.** - Provide a 2 to 4 sentence summary that identifies the following :
  - By whom and How will these funds be utilized?
  - What is the Nexus to terrorism?

## Example Description of Activity

This project is requesting funds to purchase portable and mobile radios for the City of Masonville Police Department (MPD). These mobile radios will be installed in patrol vehicles and the portable radios will be issued to officers. By enhancing the MPD's operational communications core capability, the MPDs ability to carry out the response mission is improved when responding to acts of terrorism.










**Measures Tab**



# Measures Tab


## Entering the OOG-Defined Output Performance Measure Information

Please enter the required target levels for each output measure listed below. ?

Edit	Output Measures	Target Level
	Number of exercises conducted.	0
	Number of First Responder or EMC personnel provided with new or updated equipment.	3
	Number of individuals participating in exercises.	0
	Number of operational coordination programs (EOCs/EOC systems or other Incident Command structures) created, maintained or enhanced.	0
	Number of people trained.	0
	Number of Special Response Teams created, maintained or enhanced.	1
	Number of trainings conducted.	0

## Entering the OOG-Defined Outcome Performance Measure Information

Please enter the required target levels for each outcome measure listed below. ?

Edit	Outcome Measures	Target Level
	Percent (%) of responders at the appropriate incident command structure (ICS) training level(s).	100

Create Custom Performance Measures

The **Measures Tab** helps us understand how well a project improves safety and the skills of responders. It has two parts: Output Measures and Outcome Measures.

- **Output Measures:** These metrics illustrate the project's achievements, including the number of workshops conducted or the quantity of equipment provided to first responders.
- **Outcome Measures:** These indicators reflect the long-term impacts of the project, such as enhancements to systems or improved training for responders.

Both types of measures have "**Target Levels**" which are specific goals for what the project hopes to achieve.








Every Activity includes the following measures:

- Number of exercises conducted
- Number of individuals participating in exercises
- Number of people trained
- Number of trainings conducted

# Measures Tab

## Entering the OOG-Defined Output Performance Measure Information

Please enter the required target levels for each output measure listed below. ?

Edit	Output Measures	Target Level
	Number of exercises conducted.	0
	Number of First Responder or EMC personnel provided with new or updated equipment.	3
	Number of individuals participating in exercises.	0
	Number of operational coordination programs (EOCs/EOC systems or other Incident Command structures) created, maintained or enhanced.	0
	Number of people trained.	0
	Number of Special Response Teams created, maintained or enhanced.	1
	Number of trainings conducted.	0

## Entering the OOG-Defined Outcome Performance Measure Information

Please enter the required target levels for each outcome measure listed below. ?

Edit	Outcome Measures	Target Level
	Percent (%) of responders at the appropriate incident command structure (ICS) training level(s).	100

[Create Custom Performance Measures](#)

When you choose an activity in the Activities tab, eGrants will automatically fill in some measures for you. Both the Output and Outcome measures have "**Target Levels**" which are specific goals for what the project hopes to achieve.

Every Activity includes the following Output Measures:

- Number of exercises conducted
- Number of individuals participating in exercises
- Number of people trained
- Number of trainings conducted








**Each project is unique, so the automatically populated measures might not always be relevant. For example, if the grant is funding activities that include exercises or trainings, then you will enter your target goals for those measures. If the grant isn't funding these activities, you should enter zero (0) for those measures instead of providing target goals.**

Every project should include at least **one** relevant measure. The applicant might need to consult with their Grant Manager during the application review to make sure the correct measures are set for the proposed project.

# Measures Tab

## Entering the OOG-Defined Output Performance Measure Information

Please enter the required target levels for each output measure listed below. ?

Edit	Output Measures	Target Level
	Number of exercises conducted.	0
	Number of First Responder or EMC personnel provided with new or updated equipment.	3
	Number of individuals participating in exercises.	0
	Number of operational coordination programs (EOCs/EOC systems or other Incident Command structures) created, maintained or enhanced.	0
	Number of people trained.	0
	Number of Special Response Teams created, maintained or enhanced.	1
	Number of trainings conducted.	0

## Entering the OOG-Defined Outcome Performance Measure Information

Please enter the required target levels for each outcome measure listed below. ?

Edit	Outcome Measures	Target Level
	Percent (%) of responders at the appropriate incident command structure (ICS) training level(s).	100






Create Custom Performance Measures

The "Create Custom Performance Measures" button lets applicants develop their own performance measures, which must comply with the same rules as the OOG-Defined Performance Measures. In most cases, custom measures are not needed. **Only include measures that are relevant to the grant-funded activities and avoid duplicating the OOG-Defined Performance Measures.**



# Budget / Details Tab

Select and Enter Budget Line Item Details

New Budget Item		OOG Funds	Cash Match	In Kind Match	GPI	Total Project
	Contractual and Professional Services	\$10,000.00	\$0.00	\$0.00	\$0.00	\$10,000.00
	Travel and Training	\$0.00	\$0.00	\$0.00	\$0.00	\$0.00
	Equipment	\$0.00	\$0.00	\$0.00	\$0.00	\$0.00
	Supplies and Direct Operating Expenses	\$0.00	\$0.00	\$0.00	\$0.00	\$0.00
	Indirect Costs	\$0.00	\$0.00	\$0.00	\$0.00	\$0.00

Click here to expand your budget

Budget Summary Totals

OOG Funds: \$10,000.00   
 Cash Match: \$0.00   
 In Kind Match: \$0.00   
 Total Project: \$10,000.00

Validate M&A is less than 5% of OOG Funds

Click to access the [FEMA Authorized Equipment List \(AEL\)](#)

POETE Groupings

Planning: \$0.00   
 Organization: \$0.00   
 Equipment: \$0.00   
 Training: \$0.00   
 Exercises: \$0.00   
 M & A: \$10,000.00

[Expand Solution Area](#)

[Expand Disciplines](#)








Click here to verify your M&A is less than 5%

## Creating Budget Line Items (BLI):

- The budget tab is where you will tell the PSO what your specific budget costs will include.
- Your budget will need to be broken down into different categories, depending upon planned costs.
- Validate M&A expenses (If applicable)

# Budget / Details Tab

Select and Enter Budget Line Item Details

New Budget Item	Budget Category	OOG Funds	Cash Match	In Kind Match	GPI	Total Project	
	Contractual and Professional Services	\$10,000.00	\$0.00	\$0.00	\$0.00	\$10,000.00	
<b>OOG-Defined Line Item</b>			<b>OOG Funds</b>	<b>Cash Match</b>	<b>In Kind Match</b>	<b>GPI</b>	<b>Total Project</b>
	Grant Management and Administration Services (M&A)	\$10,000.00	\$0.00	\$0.00	\$0.00	\$10,000.00	
<b>Edit Grantee-Defined Line Item</b>			<b>OOG Funds</b>	<b>Cash Match</b>	<b>In Kind Match</b>	<b>GPI</b>	<b>Total Project</b>
	Contracted Accounting Services - manage all payments, reporting and maintenance of financial records related to the grant	\$10,000.00	\$0.00	\$0.00	\$0.00	\$10,000.00	
	Travel and Training	\$0.00	\$0.00	\$0.00	\$0.00	\$0.00	
	Equipment	\$0.00	\$0.00	\$0.00	\$0.00	\$0.00	
	Supplies and Direct Operating Expenses	\$0.00	\$0.00	\$0.00	\$0.00	\$0.00	
	Indirect Costs	\$0.00	\$0.00	\$0.00	\$0.00	\$0.00	

**Budget Summary Totals**

OOG Funds:	Cash Match:	In Kind Match:	GPI:	Total Project:
\$10,000.00	\$0.00	\$0.00	\$0.00	\$10,000.00

Validate M&A is less than 5% of OOG Funds

Click to access the [FEMA Authorized Equipment List \(AEL\)](#)

## Creating Budget Line Items (BLI)

Please remember:

- The “+” sign = Expand
- The folded paper icon = Add
- The pencil icon = Edit
- The system calculates the “Budget Summary Totals”
- There is a link to the FEMA AEL List under this tab



# Budget / Details Tab

## Creating Budget Line Items (BLI):

For each line item you are budgeting for, you will need to:

- Select a radio button for the most appropriate OOG-defined line item
- Provide a detailed description of the line item
- Enter the Total amount to be spent on that Item(s)
- List the units (a quantity is required for equipment)
- Click “Add New Budget Item” to save your entry

Select an OOG-Defined Budget Line Item within a Sub Category: ?

☐ Equipment \* 14CI-00-COOP System, Information Technology Contingency Operations  
☐ Equipment \* 14EX-00-BCAN Receptacles, Trash, Blast- Resistant  
☐ Equipment \* 14EX-00-BSIR Systems, Building, Blast/Shock/Impact Resistant  
☐ Equipment \* 14SW-01-ALRM Systems/Sensors, Alarm  
☒ Equipment \* 14SW-01-ASTN Network, Acoustic Sensor Triangulation  
☐ Equipment \* 14SW-01-DOOR Doors and Gates, Impact Resistant  
☐ Equipment \* 14SW-01-EXTM System, Fire Extinguisher Monitoring  
☐ Equipment \* 14SW-01-LITE Lighting, Area, Fixed  
☐ Equipment \* 14SW-01-LRHW Long Range Hailing and Warning Device  
☐ Equipment \* 14SW-01-PACS System, Physical Access Control  
☐ Equipment \* 14SW-01-SIDP Systems, Personnel Identification  
☐ Equipment \* 14SW-01-SIDV Systems, Vehicle Identification  
☐ Equipment \* 14SW-01-SNSR Sensors/Alarms, System and Infrastructure Monitoring, Standalone  
☐ Equipment \* 14SW-01-VIDA Systems, Video Assessment, Security  
☐ Equipment \* 14SW-01-WALL Barriers: Fences; Jersey Walls  
☐ Equipment \* 14SW-02-HSCN Equipment, Hull Scanning  
☐ Equipment \* 14SW-02-RADR Systems, Radar  
☐ Equipment \* 14SW-02-SONR Systems, Sonar  
☐ Equipment \* 14SW-02-VBAR Barriers, Vessel  
☐ Equipment \* 15IN-00-PLSN System, Pulsed Neutron Activation, Non-Invasive  
☐ Equipment \* 15IN-00-RADR Radar, Ground/Wall Penetrating  
☐ Equipment \* 15IN-00-XRAY System, Mobile Search & Inspection; X-Ray  
☐ Equipment \* 15SC-00-PMON Monitors, Portal  
☐ Equipment \* 15SC-00-PMSP Monitor, Portal, Spectroscopic  
☐ Equipment \* 15SC-00-PPSS Systems, Personnel/Package Screening

Enter the Grantee-Defined Budget Line Item Description: ?  
New Gate to control access to the property.

Enter the OOG Funds Amount: ?  
10000

Enter the Cash Match Amount: ?

Enter the In Kind Match Amount: ?

Enter the Generated Program Income (GPI) Amount (prior approval required): ?

Unit: ?  
1

**Add New Budget Item** Cancel

Select Line Item

Add detailed description

Add amount

Add quantity

Click to Save

## Budget / Details Tab: Personnel

Enter the Grantee-Defined Budget Line Item Description: ?

Fusion Analyst (Jane Doe) Full-Time - Provides specialized analytical support and expertise to the Fusion Center in the collection, ongoing evaluation, and creation of intelligence and information reports. Total Salary = \$60,000. Salary = \$40,000; Fringe = \$20,000. Salary Period September 1, 2024, to August 31, 2025.

Enter the OOG Funds Amount: ?

30000.00

Enter the Cash Match Amount: ?

Enter the In Kind Match Amount: ?

Enter the Generated Program Income (GPI) Amount (prior approval required): ?

Percentage of Salary: ?

50

**(OOG Funds) / (Annual Salary + Fringe) = % of Salary**

Add New Budget Item

Cancel

Positions listed in Personnel must be employees (current/future) of the applicant agency, not contractors or positions within another organization.

### Line-Item Descriptions must include:

- Position Title
- Name or Initials of Employee
- Full-time/part-time status
- Time period/date range
- Description of duties or tasks related to the grant
- Breakdown of Cost (Salary and Fringe)

## Overtime

**Overtime costs** for personnel, such as certified public safety officers and law enforcement direct support personnel (i.e., Communication Officers/Dispatchers, non-sworn law enforcement personnel), must be listed on a separate line item by type of work performed. All OT should use a standard description for the type of position and include the estimated hours, average OT rate for that position, and total budgeted. The "Qty/% of Salary" for overtime is always 100%. *Note: although % of salary for OT personnel is always 100%, grant-funded personnel working overtime MUST maintain time **and** activity reports, periodic certifications would not be sufficient in place of activity reports.*

## Budget / Details Tab: Personnel – *Overtime & Backfill*

**Overtime costs** for personnel, such as certified public safety officers and law enforcement direct support personnel (i.e., Communication Officers/Dispatchers, non-sworn law enforcement personnel), must be listed on a separate line item by type of work performed. All OT should use a standard description for the type of position and include the estimated hours, average OT rate for that position, and total budgeted. The “Qty/% of Salary” for overtime is always 100%. *Note: although % of salary for OT personnel is always 100%, grant-funded personnel working overtime MUST maintain time **and** activity reports, periodic certifications would not be sufficient.*

### Backfill VS Overtime

#### Backfill

A backfill employee is when the Applicant temporarily replaces an employee who is responding to an incident, training, or exercise. Overtime costs for the backfill employee may be eligible even if the backfill employee is not performing eligible work as long as the employee that he/she is replacing is performing eligible Emergency Work.

#### Overtime

Overtime Employee refers to a current employee who works extra hours beyond their regular work schedule.

### Allowable Overtime & Backfill Purposes:

- Overtime for information, investigative, and intelligence sharing activities (up to 50% of the allocation).
- Overtime and backfill for emergency preparedness and response personnel attending DHS/FEMA-sponsored and approved training classes.
- Overtime and backfill expenses for part-time and volunteer emergency response.
- Overtime and backfill costs, including expenses for part-time and volunteer emergency response personnel participating in DHS/FEMA exercises.

# Budget / Details Tab: Personnel Budget Line-Item Examples

## Fusion Analyst

**Budget Code:** Analyst (Organization)

*Fusion Center Analyst (Jane Doe) Full-Time - Provides specialized analytical support and expertise to the Fusion Center in the collection, ongoing evaluation, and creation of intelligence and information reports. Total Salary = \$60,000. Salary = \$40,000 plus Fringe = \$20,000. Salary period September 1, 2024, to August 31, 2025.*

## Planner

**Budget Code:** Planner (Planning)

*Planner (Bill Billson) Full-Time -- Assists in the creation of plans including THIRA, SPR, Implementation Plans; coordinates annual regional emergency alerting network exercise; assists local jurisdictions with Emergency Operations Plans annex updates upon requests; coordinates other emergency regional planning needs as they arise; assists and coordinates events and meetings that align with homeland security initiatives. Total Salary is \$115,092.56 (\$73,121.07 Salary + \$41,971.49 Fringe). Salary period is 09.01.2024 - 08.31.2025.*

## Training Coordinator

**Budget Code:** Specialist (Training)

*Training Specialist (Kathy Smith) FULL TIME: Performs entry-level Training Assistance work. Work involves assisting with the preparation of educational and training programs. Compiles reports on training programs and maintains training records,. Organizes and prepares materials and supplies for training such as notebooks, handouts, flip-charts, projectors, laptops, and other resources. Enters data into the Training Database ([www.preparingLonestar.org](http://www.preparingLonestar.org)), generates students transcripts, class roster, and reports Salary: \$34,127.25 & Benefits: \$10,538.49 = \$44,665.7 Salary Period 09/01/2025- 08/31/2026*

## Overtime

**Budget Code:** Overtime and Backfill for Employees Attending Training (Training)

*Overtime for 20 Masonville Fire Department personnel to attend the Vehicle Rescue Operations course held at the Texas County College training facility. BLI will be updated with training dates once known. Overtime according to local OT policy - estimate of 2,535 hours at an average OT rate, including fringe benefits, of \$53.27/hr - up to the amount of \$135,000.*

## Budget / Details Tab: *Contractual & Professional Services*

Enter the Grantee-Defined Budget Line Item Description: ?

Fusion Scientific Maintenance Contract – This contract is needed to ensure that our chemical detection equipment is calibrated correctly as required by the manufacturer in order to accurately detect chemical and gas warfare agents and other dangerous substances. Total Cost of the contract is \$10,000.00 invoiced monthly for a service period that runs 10/1/2025 and ends 9/30/2026.

Enter the OOG Funds Amount: ?

10000.00

Enter the Cash Match Amount: ?

Enter the In Kind Match Amount: ?

Enter the Generated Program Income (GPI) Amount (prior approval required): ?

Add New Budget Item

Cancel

Contractual and Professional Services include services and assistance obtained from other organizations to support the project scope of work.

### Line-Item Descriptions must include:

1. A detailed description of services to link the service being provided to the grant activity.
2. How the payment for services is calculated (***NOTE:** contract costs should be pro-rated to fit within the grant period*).
3. Line items must be separated by vendor or contract/service

## Common Issues

- Not enough information on the purpose of the contract
- Direct Operating Expenses placed in this area
- Personnel/employees of the Grantee placed in this budget category

## Budget / Details Tab: *Contractual & Professional Services*

### Personnel Contracts (Training Consultant)

**Budget Code:** Consultant (Training)

Training Consultant - Support for Training. Lone Star COG to provide support and training to stakeholders throughout the region. USFA Type 3 All-Hazard Incident Management Team Training Introduction course; In-person training for 25 participants in Masonville TX, March 27 to March 31, 2023. Rate of service \$65 an hour x 100 hours = \$6500.00

### Communications Tower Leases

**Budget Code:** 06CP-03-TOWR Systems, Antenna and Tower (leased)

Tower space leased through Mega Towers Corp , to hold Texas County's interoperable communications equipment. The annual cost to be \$11,290.24 invoiced monthly (\$11,290.24 / 12 months = \$940.85) for the period of 10/1/17 - 9/30/18.

### Emergency Alert Service

**Budget Code:** 04AP-09-ALRT - Systems, Public Notification and Warning

CodeRED Mass notification Service - CodeRed is a mass notification service that allows organizations to send emergency alerts, warnings, and important updates to residents and employees via phone calls, text messages, and emails. Annual cost for the Lone Star COG seven county region is \$60,000.00. The contract service period will run from 10/1/2025 through 9/30/2026.  
Fusion

### Radios installation and Programing

**Budget Code:** Equipment \* 21GN-00-INST Installation

Installation and programing costs for the Mobile and Portable Radios. Mobile Installation and Programing \$500.00 per unit X 4 = \$2,000.00. Programing of portable radios at \$150 per unit X 20 units = \$3,000.00



## Budget / Details Tab: Travel & Training

Enter the Grantee-Defined Budget Line Item Description: ?

Structural Collapse Specialist training for 18 members of the Masonville Urban Search and Rescue Team. Estimated costs include per diem, flights and hotel at \$3950/person x 18 = \$71,100. The Structural Collapse Specialist (Technician) course provides the knowledge, skills, and abilities to perform rescues at structural collapse scenes due to terrorist incidents or other emergency event. Dates are TBD and will be updated.

Enter the OOG Funds Amount: ?

\$71,100.00

Enter the Cash Match Amount: ?

Enter the In Kind Match Amount: ?

Enter the Generated Program Income (GPI) Amount (prior approval required): ?

Add New Budget Item

Cancel

This category is for travel/training costs for Grantee Agency Personnel only. Costs for non-agency personnel should be placed under operating expenses or contractual, as applicable.

### Line-Item Descriptions must include:

- A Conference name, dates, and/or location of travel (if known)
- Number of personnel traveling
- Additional details to demonstrate that the budgeted costs are reasonable and necessary (i.e., the number of days and nights for lodging, per diem rates, estimated trip costs per person, etc.)
- Applicants should use two separate line items for training registration/course fees and mileage/incidental costs
- When a line item includes any training, a GM will place a special Training Review Condition hold on the item. This hold requires the Applicant to submit a Training Review form and receive approval prior to attending training. (*NOTE: Applicants should use two separate line items for registration/course fees and mileage/incidental costs.*)

## Common Issues

- Line-item descriptions do not contain enough information to determine the reasonableness or benefit of the travel/training.

# Budget / Details Tab: Travel & Training

## In-State Incidentals and/or Mileage (Planning)

**Budget Code:** In-State Incidentals and/or Mileage (Planning)

*Incidentals, per diem, transportation, and hotel for up to 3 Homeland Security Team members to attend the National Homeland Security Conference in June 2024. Location and dates to be determined. Estimated Costs of Per Diem, Flights and hotel at \$2000.00 per staff member*

## Mileage to an in-State meeting

**Budget Code:** In-State Incidentals and/or Mileage (Planning)

*Mileage for vehicles for travel within the LSCOG Region, travel from COG to COG, or to TARC. Estimated at 53 cents per mile for 755 miles.*

## Travel to Out-of-State Conferences

**Budget Code:** Out-of-State Incidentals and/or Mileage (Planning)

*Travel expenses for the UASI/National Homeland Security Conference, and the International Association of Emergency Management Conference. Sending 2 Masonville Police Department Planners estimated at \$3,880 per staff member which includes Per Diem, Flights and hotel. Location and dates to be determined.*

## Out-of-State Conference Registration

**Budget Code:** Out-of-State Registration Fees (Planning)

Registration fees for up to 3 Emergency Management staff to attend the June 2024 National Homeland Security Conference. The conference brings key stakeholders together from all states and all Urban Areas so they can collaborate on Homeland Security events, trends, response capabilities, planning, and grant management. The location will be in Miami Beach on 5/23/2024 – 5/28/2024. Registration is \$500 / person

## Responder Training Registration Fees

**Budget Code:** In-State Registration Fees (Training)

Recertification and evaluation for Explosives detection K9 handlers to maintain canine certification for both handler and animal. The training is scheduled to occur in Masonville Tx on March 17<sup>th</sup>, 2025. Registration fees are for (2) two Texas County Sheriff's Office K9 handlers and their K9s at \$500/ person X 2 people = \$1000.00

## Budget / Details Tab: Equipment

Enter the Grantee-Defined Budget Line Item Description: ?

Radio Solutions XLT 4500 P25 Portable radios. These radios will be used by the Masonville Fire Department to enhance interoperability when responding to acts of terrorism and other emergencies. 25 radio Kits (radio, holster, blet clip and charger) @ \$2,500.00 per kit.

Enter the OOG Funds Amount: ?

\$62,500.00

Enter the Cash Match Amount: ?

Enter the In Kind Match Amount: ?

Enter the Generated Program Income (GPI) Amount (prior approval required): ?

[Add New Budget Item](#) [Cancel](#)

**Equipment** is tangible personal property having a useful life of more than one year and a per-unit acquisition cost that equals or exceeds the lesser of the capitalization level established by the applicant agency, or \$5,000. Items that are considered Controlled Assets (as identified by the Comptroller's Office) and radios, must also be listed under Equipment.

### Line-Item Descriptions must include:

- Detailed equipment description to easily understand what the item is and its purpose
- Who the equipment is intended to support
- Make and Model of the Equipment
- Per Unit Cost

### Unit:

- The quantity (number of units to be purchased with OOG and Matching Funds) must go in the Unit field of the line item.

## Common Issues

- Line-item descriptions do not contain the per unit costs.
- The equipment cannot be tied back to the purpose of the project.

# Budget / Details Tab: Equipment

## Explosive Ordinance Disposal Team X-Ray System

**Budget Code:** 02EX-01-XRAP X-Ray Equipment, Portable or Transportable

Clearview 7500 x-ray unit for the City of Masonville's EOD team. This equipment will allow the team x-ray items of interest during screening, searches, and responses in the Entertainment District and across the city and region in order to quickly identify and mitigate terrorist threats. Two units at \$25,000.00 per unit.

## SWAT Team Night Vision Goggles

**Budget Code:** 03OE-02-TILA Optics, Thermal Imaging and/or Light Amplification

9 pairs Nighthawk 8000 helmet mounted night vision goggles to be utilized by the Texas County SWAT team members. 9 @ \$3550.00 Each  
Repeaters

## Emergency Operations Center Computers

**Budget Code:** 04HW-01-INHW Hardware, Computer, Integrated

Laptop computer with docking station, keyboard and mouse for use in the Texas County Emergency Operations center to enhance operational coordination during terror events. 25 Dell 8200 Laptop computer bundle which includes Laptop computer with docking station, keyboard and mouse @ \$2,500 per unit.

## Surveillance System for Critical Infrastructure

**Budget Code:** 14SW-01-VIDA Systems, Video Assessment, Security

Video Camera Surveillance system for the City of Masonville drinking water facility. This system will be purchased as a package which includes 25 IP cameras, one network video recorder and associated cables and connectors. One complete Surveillance Direct model 3250 packaged system at \$25,000.00

## Budget / Details Tab: Supplies & Direct Operating Expenses (DOE)

Enter the Grantee-Defined Budget Line Item Description: ?

Purchase of 3 ballistic blankets for use by the Masonville SWAT teams to protect responders and civilians from terrorist attack. 4x6 Level IIIA Ballistic Blanket with carry straps. 3 @ \$1,000

Enter the OOG Funds Amount: ?

\$3,000.00

Enter the Cash Match Amount: ?

Enter the In Kind Match Amount: ?

Enter the Generated Program Income (GPI) Amount (prior approval required): ?

[Add New Budget Item](#) [Cancel](#)

**Supplies** are tangible personal property valued less than \$5,000.\*

**Direct Operating Expenses** include direct costs such as leases for space, rental costs, software, project supplies, advertising costs for staff vacancies, etc.

**\*NOTE:** The State of Texas recognizes computing devices that exceed \$499 as equipment, NOT supplies. The Comptroller considers these state-controlled assets; they are not capitalized and may still be listed as supplies but would need to be maintained on an inventory list.

**Line-Item Descriptions must include:**

- Detailed description of the supply or direct operating expenses to easily understand what the item is and how it benefits the overall project
- Quantities for items in this budget area should be included in the line-item description if applicable or known
- Costs for rent shall include the cost per square foot and the number of square feet used for the project

### Common Issues

- Line-item descriptions do not contain the per unit costs.
- The supply item cannot be tied back to the purpose of the project.

# Budget / Details Tab: Supplies & Direct Operating Expenses (DOE)

## CERT Supplies

**Budget Code:** 21GN-00-CCEQ Equipment, Citizen Corps

CERT team backpacks with standard supply loadout for the Masonville CERT Team. These backpacks provide necessary supplies to allow CERT members to accomplish the skills learned in training when an event such as a terrorist attack occurs. 100 Level 2 CERT Land brand backpacks at \$32.50 per unit.

## Body Armor for Tactical Medic Team

**Budget Code:** 01LE-01-ARMR Armor, Body

Bullet Stopper 800 Active Shooter Armor Kit includes 2 Max Pro Level IV Ballistic plates, Ballistic plate carrier, and gear bag. (4 Kits @ \$1041.84). This protective equipment will be used by the Masonville Fire department tactical medic team in support of Law Enforcement during terrorist incidents.

## Emergency Operation Center Software

**Budget Code:** Software License and User Fees (Organization)

WebEOC software Licenses - WebEOC is a web-based emergency management software platform that facilitates real-time coordination, communication, and information sharing during incidents and crises. 40 Licenses at \$100.00 per license and service dates 10/1/2025 – 9/30/2026.

## Telecommunications Costs for a Homeland Security planner

**Budget Code:** Telecommunications Costs (Planning)

Cell Phone Service Costs for the Regional Emergency Planner at a rate of \$32.50 per month totaling \$390.00 from 09.01.2022 - 08.31.2023. This allows the planner to communicate with regional partners when out of the office.

## Telecommunications Costs for a Homeland Security planner

**Budget Code:** Telecommunications Costs (Planning)

Office space cost for the Homeland Security Planner (Bill Billson) in order to support program planning activities. This cost is based on 203.12 SQFT @ \$.06 a SQFT for a monthly cost of \$13.83 for a yearly term of Sept. 2025-Aug. 2026.



## Budget / Details Tab: Indirect Costs

Enter the Grantee-Defined Budget Line Item Description: ?

Approved Indirect Rate @ 13.99% (See Uploaded Document). Total Direct costs: \$50,000 @ 13.99% = \$6,995.

Enter the OOG Funds Amount: ?

6995

Enter the Cash Match Amount: ?

Enter the In Kind Match Amount: ?

Enter the Generated Program Income (GPI) Amount (prior approval required): ?

[Add New Budget Item](#)
[Cancel](#)

Indirect costs are costs without a direct link to a single project or activity. These are frequently aggregated into an overhead cost pool and allocated to various activities.

### Rate Information:

- Indirect costs must reflect the applicant's indirect rate as determined by their cognizant agency.
- Applicants who have negotiated an Indirect Cost Rate must upload a copy of the approval letter from their cognizant agency to the grant record.

### De Minimis

The applicant may elect to charge a De Minimis rate of 10% of modified total direct costs (MTDC). Applicants using the De Minimis rate must confirm that they do not have an approved indirect cost rate AND they are NOT a state, local government, or Native American tribe receiving over \$35 million in direct federal funding. More information on how to calculate the De Minimis rate can be found in the PSO's Guide to Grants.

## Common Issues

- The approved Indirect Cost Rate letter is not uploaded to eGrants.
- The approved indirect rate is not listed in the line-item description.
- The De Minimis rate is not calculated from the correct MTDC.

## Budget / Details Tab: Indirect Costs

### Approved Indirect Rate

The U.S. Department of Commerce/EDA approves our indirect cost plan based on direct salaries and fringe benefits at 9.47%, through September 30, 2017.




### De-Minimis indirect Rate

The indirect costs requested for reimbursement is \$26,768.10 for 24-month period. This calculation is derived from a total modified direct costs of \$267,681 (personnel: \$223,981 + contractual \$25,000 + travel \$2,700 + supplies \$16,000) x 10%

## Budget / Details Tab: POETE Groupings


FEMA requires states to track expenditures at a detailed level, including within the following categories referred to as "POETE":

- Planning costs
- Organization costs
- Equipment costs
- Training costs
- **Exercise costs**

New Budget Item	Budget Category	
 	Personnel	\$
<b>OOG-Defined Line Item</b>		
 Analyst (Exercises)		

**Each OOG-Defined Line Item includes the applicable POETE category**

Applicants must also classify budgeted costs within each POETE category to a Solution Area and identify the Disciplines associated with those costs. If an Applicant needs assistance, they are encouraged to contact their Grant Manager.

 Contact the assigned GM for assistance with the POETE Groupings.

POETE Groupings

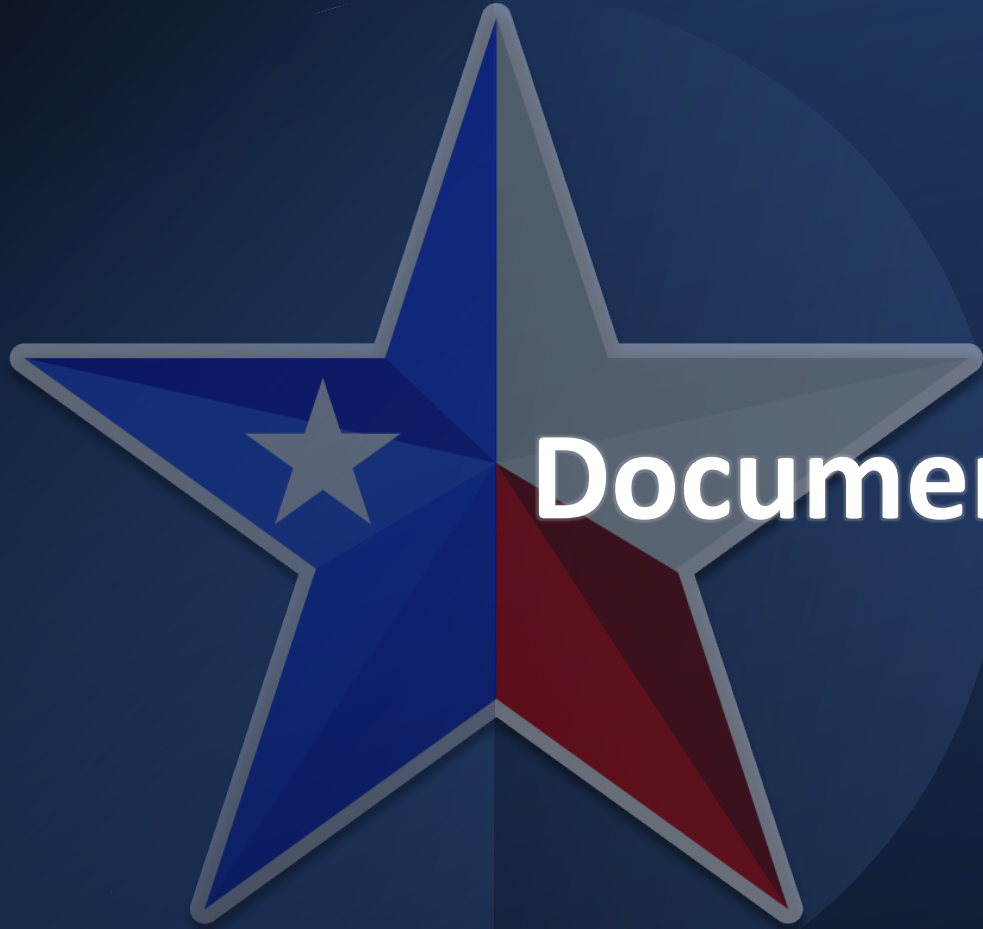
Planning: \$0.00	Organization: \$0.00	Equipment: \$0.00	Training: \$0.00	Exercises: \$1,000.00	M & A: \$0.00
---------------------	-------------------------	----------------------	---------------------	--------------------------	------------------

[Expand Solution Area](#)

[Expand Disciplines](#)

The total budgeted for each POETE Grouping must be distributed among the Solution Area Subcategories for that Grouping. Totals for each Solution Area must reconcile back to the POETE Grouping total from the budget.

The total budgeted must also be distributed among the Discipline areas (such as Cyber Security, Emergency Management, Public Works, etc.). The Discipline total must reconcile back to the total budgeted amount.



**Documents Tab**

# Documents Tab

## Fund Source Information and Requirements

### Resolution from Governing Body

Click here to view a sample resolution

### Resolution from Governing Body

Applications from nonprofit corporations, local units of governments, and other political subdivisions must include a [resolution](#) that contains the following:

1. Authorization by your governing body for the submission of the application to HSGD that clearly identifies the name of the project for which funding is requested;
2. A commitment to provide all applicable matching funds;
3. A designation of the name and/or title of an authorized official who is given the authority to apply for, accept, reject, alter, or terminate a grant (Note: If a name is provided, you must update HSGD should the official change during the grant period.); and
4. A written assurance that, in the event of loss or misuse of grant funds, the governing body will return all funds to HSGD.

Upon approval from your agency's governing body, upload the [approved](#) resolution to eGrants by clicking on the **Upload Files** sub-tab located in the **Summary** tab.

### Contract Compliance

Will grant funds be used to support any contracts for professional services?

- ☐ Yes **1**
- ☐ No

For applicant agencies that selected **Yes** above, describe how you will monitor the activities of the sub-contractor(s) for compliance with the contract provisions (including equipment purchases), deliverables, and all applicable statutes, rules, regulations, and guidelines governing this project.

Enter a description for monitoring contract compliance:

**2**

### Lobbying

For applicant agencies requesting grant funds in excess of \$100,000, have any federally appropriated funds been paid or will be paid to any person for influencing or attempting to influence an officer or employee of any agency, a member of Congress, an officer or employee of Congress, or an employee of a member of Congress in connection with the awarding of any federal contract, the making of any federal grant, the making of any federal loan, the entering into of any cooperative agreement, and the extension, continuation, renewal, amendment, or modification of any federal contract, grant loan, or cooperative agreement?

**Note:** Pursuant to Texas Government Code §556.005, a political subdivision or private entity that receives state funds may not use the funds to pay a person required to register as a lobbyist or for lobbying purposes. A political subdivision or private entity that

The documents tab will request the following:

### Resolution from Governing Body:

- The OOG mandates that the Applicant's governing body issue a resolution, following the example provided in eGrants. This resolution must designate the Authorized Official (AO), identify the relevant grant(s), and include all elements outlined in the example. Applicants should upload the signed resolution under the Upload Files tab in their application; failure to do so will result in a Condition of Funding hold until the resolution is provided with all necessary details.

### Contract Compliance:

1. Applicants with budget line items in the Contractual and Professional Services category must select "Yes" and fill out this section.
2. The OOG requires a brief summary detailing how the Applicant will oversee sub-contractors' compliance with contract provisions, deliverables, and relevant regulations. A concise statement outlining the specific policies or procedures for monitoring the contractor and ensuring compliance is needed.

### Contract Compliance Description Example:

*The County Auditors office will monitor all contracts funded by this grant to ensure sub-contractors' compliance with contract provisions, deliverables, and relevant regulations as outlined in Texas County's Procurement Policy.*

# Documents Tab

## Lobbying

For applicant agencies requesting grant funds in excess of \$100,000, have any federally appropriated funds been paid or will be paid to any person for influencing or attempting to influence an officer or employee of any agency, a member of Congress, an officer or employee of Congress, or an employee of a member of Congress in connection with the awarding of any federal contract, the making of any federal grant, the making of any federal loan, the entering into of any cooperative agreement, and the extension, continuation, renewal, amendment, or modification of any federal contract, grant loan, or cooperative agreement?

**Note:** Pursuant to Texas Government Code §556.005, a political subdivision or private entity that receives state funds may not use the funds to pay a person required to register as a lobbyist or for lobbying expenses. A political subdivision or private entity that violates this provision is not eligible to receive additional state funds.

- ☐ Yes  
☐ No  
☐ N/A

3

For applicant agencies that selected either **No** or **N/A** above, have any non-federal funds been paid or will be paid to any person for influencing or attempting to influence an officer or employee of any agency, a member of Congress, an officer or employee of Congress in connection with this federal contract, loan, or cooperative agreement?

- ☐ Yes  
☐ No  
☐ N/A

4

## Fiscal Year

Provide the begin and end date for the applicant agency's fiscal year (e.g., 09/01/20xx to 08/31/20xx).

Enter the Begin Date [mm/dd/yyyy]:

Enter the End Date [mm/dd/yyyy]:

## Sources of Financial Support

Each applicant must provide the amount of grant funds expended during the most recently completed fiscal year for the following sources:

Enter the amount (\$) of Federal Grant Funds:

Enter the amount (\$) of State Grant Funds:

6

The documents tab request the following:

## Lobbying:

- Grant funding cannot be used for lobbying, as stated in the Request for Applications (RFA), 2 CFR 200.450, and the Notice of Funding Opportunity (NOFO). If the correct answer to the first question regarding lobbying is “YES,” the project is **ineligible**.
- If the response to the second question under Lobbying is “Yes” indicating the applicant agency has used non-federal funds for lobbying, the project will be required to complete and upload a Disclosure of Lobbying Activities form.

## Fiscal Year

- The OOG requests this information because agencies statewide have varying fiscal year dates. Providing these details helps the OOG determine the Applicant’s fiscal year and also aids in understanding the due date for a Single Audit, which is either 9 months after the fiscal year ends or 30 days following the release of the audit report, whichever comes first, if applicable.

## Sources of Financial Support

- Sources of financial support refer to the total grant funding an applying agency has received (and spent) from State and/or Federal sources. This amount encompasses all funding received by the agency, not just those from the OOG or PSO. If the total expended grant funding reaches the Single Audit threshold, the Applicant must also provide the date of their most recent single audit. A common error applicants make is reporting only the amount spent by the administering division rather than the total amount expended by the entire applicant agency from federal and state sources separately.



## Documents Tab

The documents tab will request the following:

### Single Audit:

Applicants who spend more than \$750,000 in federal or state grant funding must complete a single audit. Those who spend less than \$750,000 in either federal or state grant funding are exempt from the Single Audit Act and cannot use PSO grant funds to cover audit costs. However, PSO may still require a limited scope audit as specified in 2 CFR Part 200, Subpart F - Audit Requirements. Please answer the question by selecting yes or no and providing a single audit date if applicable.

### Single Audit

Applicants who expend less than \$750,000 in federal grant funding or less than \$750,000 in state grant funding are exempt from the Single Audit Act and cannot charge audit costs to a PSO grant. However, PSO may require a limited scope audit as defined in 2 CFR Part 200, Subpart F - Audit Requirements.

Has the applicant agency expended federal grant funding of \$750,000 or more, or state grant funding of \$750,000 or more during the most recently completed fiscal year?

Select the appropriate response:

- ☐ Yes  
☐ No

Applicant agencies that selected **Yes** above, provide the date of your organization's last annual single audit, performed by an independent auditor in accordance with the State of Texas Single Audit Circular; or CFR Part 200, Subpart F - Audit Requirements.

Enter the date of your last annual single audit:

Enter date if the response above is "Yes"

# Documents Tab

## Debarment

Each applicant agency will certify that it and its principals (as defined in 2 CFR Part 180.995):

- Are not presently debarred, suspended, proposed for debarment, declared ineligible, sentenced to a denial of Federal benefits by a State or Federal Court, or voluntarily excluded from participation in this transaction by any federal department or agency;
- Have not within a three-year period preceding this application been convicted of or had a civil judgment rendered against them for commission of fraud or a criminal offense in connection with obtaining, attempting to obtain, or performing a public (federal, state, or local) transaction or contract under a public transaction; violation of federal or state antitrust statutes or commission of embezzlement, theft, forgery, bribery, falsification or destruction of records, making false statements, or receiving stolen property; or
- Are not presently indicted for or otherwise criminally or civilly charged by a governmental entity (federal, state, or local) with commission of any of the offenses enumerated in the above bullet; and have not within a three-year period preceding this application had one or more public transactions (federal, state, or local) terminated for cause or default.

- ☐ I Certify
- ☐ Unable to Certify

9

If you selected **Unable to Certify** above, please provide an explanation as to why the applicant agency cannot certify the statements.

Enter the debarment justification: 10

## FFATA Certification

**Certification of Recipient Highly Compensated Officers** – The Federal Funding Accountability and Transparency Act (FFATA) requires Prime Recipients (HSGD) to report the names and total compensation of each of the five most highly compensated officers (a.k.a. positions) of each sub recipient organization for the most recently completed fiscal year preceding the year in which the grant is awarded if the subrecipient answers **YES** to the **FIRST** statement but **NO** to the **SECOND** statement listed below.

In the sub recipient's preceding completed fiscal year, did the sub recipient receive: (1) 80 percent or more of its annual gross revenue from Federal contracts (and subcontracts), loans, grants (and subgrants) and cooperative agreements; AND (2) \$25,000,000 or more in annual gross revenue from Federal contracts (and subcontracts), loans, grants (and subgrants) and cooperative agreements?

- ☐ Yes
- ☐ No

11

Does the public have access to information about the compensation of the senior executives through periodic reports filed under Section 13(a) or 15(d) of the Securities Exchange Act of 1934 (15 U.S.C. 78m(a), 78o(d)) or Section 6104 of the Internal Revenue Code of 1986?

- ☐ Yes
- ☐ No

12

If you answered **YES** to the **FIRST** statement and **NO** to the **SECOND** statement, please provide the name and total compensation amount of each of the five most highly compensated officers (a.k.a. positions) within your agency for the current calendar year. If you answered **NO** to the first statement you are NOT required to provide the name and compensation amounts. NOTE: "Total compensation" means the complete pay package of each of the sub recipient's compensated officers, including all forms of money, benefits, services, and in-kind payments (see SEC Regulations: 17 CCR 229.402).

Position 1 - Name: 13

The documents tab request the following:

## Debarment:

9. Each applicant will certify that neither it nor its principals (as defined in 2 CFR Part 180.995) are currently debarred, suspended, proposed for debarment, declared ineligible, sentenced to denial of Federal benefits, or voluntarily excluded from participating in this transaction by any federal department or agency. Additionally, they must confirm that, within the three years preceding this application, they have not been convicted of or had a civil judgment for fraud or other criminal offenses related to public transactions, violated federal or state antitrust statutes, or had any public transactions terminated for cause or default.
10. If the applicant agency is unable to Certify, please provide an explanation in the field provided.

## FFATA Certification:

11. Please identify if the applicant received 80% or more of its annual revenue from federal funds and at least \$25,000,000 in federal revenue in the preceding fiscal year.
12. Please identify if the public has access to senior executive compensation information.
13. If the Applicant answers **YES** to receiving 80% or more in federal funds and **NO** to receiving \$25,000,000 or more in federal revenue, information for the five most highly compensated officers must be provided.



**Homeland Security Tab**

# Homeland Security Tab

**Fund Source Information and Requirements**

DHS Project Type: 1

**Capabilities**

Select one Core Capability: 2

See the detailed Core Capability descriptions within the [National Preparedness Goal](#) Click here to view the National Preparedness Goal

Identify if this investment focuses on building new capabilities or sustaining existing capabilities.

☒ New Capabilities (Build) 3  
☐ Existing Capabilities (Sustain)

Are the assets or activities Deployable or Shareable:

☐ Deployable  
☐ Shareable 4  
☒ Neither Deployable or Shareable

☒ Check if this Investment requires new construction or renovation, retrofitting, or modification of existing structures 5

☐ Check if these funds will support a project that was previously funded with HSGP funding 6

The Homeland Security tab will request the following:

## Department of Homeland Security (DHS) Project type:

1. Applicants should select the most appropriate Project Type that applies to the project.

## Capabilities:

2. Applicants should select the most applicable (primary) Core Capability for the project from the drop-down in the application. Applicants may view descriptions of Core Capabilities by clicking this link [Mission Areas and Core Capabilities | FEMA.gov](#). Please ensure that it matches the core capability identified in the narrative.
3. Applicants must select if the investment will build or sustain capabilities.
4. Applicants must answer if the assets or activities funded with this grant are deployable, sharable, or neither.
5. Applicants must check the box if the project requires new construction or renovation, retrofitting, or modification of existing structures.
6. Applicants must check the box if the funding for the project supports another project previously funded with HSGP funding.

# Homeland Security Tab

## Project Management Step Involved: \_\_\_\_\_

Check the step that most closely resembles the phase of the project activities to be completed during the grant period.

Select	Steps	Description	Process
<input type="checkbox"/>	Initiate	The authorization to begin work or resume work on any particular activity.	Involves preparing for, assembling resources and getting work started. May apply to any level, e.g. program, project, phase, activity, task.
<input type="checkbox"/>	Plan	The purpose of establishing, at an early date, the parameters of the project that is going to be worked on as well as to try to delineate any specifics and/or any peculiarities to the project as a whole and/or any specific phases of the project.	Involves working out and extending the theoretical, practical, and/or useful application of an idea, concept, or preliminary design. This also involves a plan for moving a project concept to a viable project.
<input checked="" type="checkbox"/>	Execute	The period within the project lifecycle during which the actual work of creating the project's deliverables is carried out.	Involves directing, accomplishing, managing, and completing all phases and aspects of work for a given project.
<input type="checkbox"/>	Control	A mechanism w hich reacts to the current project status in order to ensure accomplishment of project objectives. This involves planning, measuring, monitoring, and taking corrective action based on the results of the monitoring.	Involves exercising corrective action as necessary to yeild a required outcome consequent upon monitoring performance. Or, the process of comparing actual performance with planned performance, analyzing variances, evaluating possible alternatives, and taking appropriate corrective action as needed.
<input type="checkbox"/>	Close Out	The completion of all work on a project. Can also refer to completion of a phase of the project.	Involves formally terminating and concluding all tasks, activities, and component parts of a particular project, or phase of a project.

The Homeland Security tab will request the following:

### Project Management Step:

Applicants should select the step that most closely resembles the phase of the project activities to be completed during the grant period.

The vast majority of SHSP applicants should select “**Execute**” as most grants will be completed from start to finish.






# Homeland Security Tab

Milestones

List 3 to 5 milestones of this project, and then list the intended completion date for each milestone.

Milestones should occur throughout the project.

Enter dates as MM-DD-YYYY

Milestone	Completion Date	Edit	Delete
Complete procurement and select vendor.	11-30-2024		<a href="#">Delete</a>
Submit EHP documentation for review by FEMA.	12-31-2024		<a href="#">Delete</a>
Submit all training approval forms.	01-31-2025		<a href="#">Delete</a>
Receive and complete all required installation of grant funded equipment.	05-31-2025		<a href="#">Delete</a>
Complete all grant funded training classes	08-31-2025		<a href="#">Delete</a>

Create New Milestone

- Milestone Examples:
- Complete procurement and select vendor.
  - Submit EHP documentation for review by FEMA.
  - Submit all training approval forms.
  - Receive and complete all required installation of grant funded equipment.
  - Complete all grant funded training classes.
  - Submit SWIC review forms for approval.
  - Issue purchase order and order equipment.
  - Submit Small Unmanned Aircraft System Waiver request to FEMA.
  - Identify all personnel requiring training and determine class availability and travel.

The Homeland Security tab will request the following:

**Milestones**  
Milestones represent significant points of progress along a project's critical path. Starting from the project's initiation, milestones track major deliverables and goals that lead to the successful completion of the project by its end date.

- Milestone Guidelines:**
- The first milestone should have a completion date do more than 90 days from the grant start date.
  - Milestones must be related to crucial activities such as equipment procurement, training events, or internal processes that impact grant performance and are necessary for project completion. Applicants must exclude events like the acceptance of the grant award or the closure of the project in eGrants.
  - Each milestone should be listed in chronological order.
  - Applicants must provide at least three and no more than five milestones for their project.
  - Milestones are vital for both the sub-grantee and the PSO, aiding in the assessment of project progress following the grant award. The PSO uses milestone status to report progress to FEMA.



# Homeland Security Tab

The Homeland Security tab will request the following:

## NIMS Typed Resources:

If your project supports a NIMS typed resource, complete the NIMS Resources section using the Resources Typing Library Tool maintained by the Department of Homeland Security, which provides definitions and qualifications for national NIMS resource types. This tool enables users to consistently identify and inventory resources for capability assessment, planning, and mobilization during incidents. If your project does not support a NIMS typed resource, you do not need to fill out this section.

### NIMS Resources

☐ Check if this project supports a NIMS typed resource

Enter the name of the typed resources from the Resource Type Library Tool

Enter the ID of the typed resources from the Resource Type Library Tool

Click to access the [Resource Type Library Tool](#)

### Most Common NIMS Typed Resources:

- Hazardous Materials Response Team - ID# 4-508-1248
- Bomb Response Team - ID# 6-508-1176
- Special Weapons and Tactics Team – ID# 6-508-1245
- Structural Collapse Rescue Team– ID# 8-508-1159
- Intelligence Analyst – ID# 6-509-1281
- Fusion Liaison Officer – ID# 6-509-1280.





**Upload Files Tab**





# Conditions of Funding Tab

# Condition.of.Funding Tab

Conditions of funding represent outstanding items identified during the application review or a reminder of actions to be taken once the grant is awarded.

Current Condition(s) of Funding	Date Created	Date Met	Hold Funds-Project Level	Hold Funds-Line Item Level
Other Condition of Funding. Other Condition for Testing	11/19/2020 11:44:36 AM		<input checked="" type="checkbox"/>	<input type="checkbox"/>

When the condition is met the "Date Met" field will show the date the condition was cleared.

**Agency Name:** Test Agency Name

**Project Title:** Test Project Title

**Current Grant Manager:** Angie Martin

**Current Budget:** \$1.00

**Grant/App:** 4175101

**Status:** Application Pending Submission [FUND HOLD]

**Current Program Manager:** Angie Martin

**Original Award:** \$0.00

**Current Award:** \$0.00

When a hold is placed on a project, the project "Status" will be show:

- [FUND HOLD] = A hold has been placed on the entire grant.
- [BLI HOLD] = Hold affects one or more Budget Line Items
- [VENDOR HOLD] = Agency is on hold across the PSO

NOTE

A [VENDOR HOLD] indicates there is a compliance or other outstanding issue on an existing Active grant. While on Vendor Hold, all activity on active grants and pending applications with an agency are suspended in eGrants until the issue is resolved.



# Submitting the Application

# Submitting the Application

## List of Application Errors and Incomplete Information

Item(s) that Need to be Resolved	Tab Name
Required: Project Title for this project.	<a href="#">Profile</a>
Required: Geographic Impact for this project.	<a href="#">Profile</a>
Required: Division or Unit to Administer the Project.	<a href="#">Profile</a>
Required: Primary Impact County.	<a href="#">Profile</a>
Required: County / Counties within the Impact Area.	<a href="#">Profile</a>
Required: Applicant Agency Name.	<a href="#">Profile</a>
Required: Grantee Address.	<a href="#">Profile</a>
Required: City.	<a href="#">Profile</a>
Required: Zip Code.	<a href="#">Profile</a>
Required: Zip Code must be in the format #####-####.	<a href="#">Profile</a>
Required: The designation of one or more of the following grant officials: <b>Authorized Official, Financial Officer, and/or Project Director.</b>	<a href="#">Profile</a>
Invalid: The <b>Authorized Official, Financial Officer, and the Project Director</b> must be separate persons when named as a grant official for this project. For more information please reference 1 TAC, §3.2501.	<a href="#">Profile</a>
Required: Unique Entity Identifier (UEI) is a required field. You must enter the 12 character alphanumeric UEI number assigned to your agency or check YES that your Agency is actively seeking a valid SAM registration to continue.	<a href="#">GrantVendor</a>
Required: The System for Award Management (SAM) Expiration Date is blank.	<a href="#">GrantVendor</a>
Required: The Direct Deposit form must be uploaded before you can submit your application.	<a href="#">GrantVendor</a>
Required: The W9 form must be uploaded before you can submit your application.	<a href="#">GrantVendor</a>

The **Submit Application** tab will request you take the following actions:

### List of Application errors and Incomplete Information:

This section will display any issues that may keep the application from being submitted. The Error will be listed along with a link to the tab where the error is located. All errors must be cleared before the Authorized Official is able to certify the application.



# Submitting the Application

List of Application Errors and Incomplete Information

Item(s) that Need to be Resolved	Tab Name
----------------------------------	----------

List of Post-Award Conditions of Funding and Other Fund-Specific Requirements

Condition of Funding / Project Requirement	Date Created	Date Met	Hold Project Funds	Hold Line Item Funds
--	--------------	----------	--------------------	----------------------

[Submit Initial Application](#)
[Withdraw Application](#)

↑  
Click to "Submit"

List of Application Errors and Incomplete Information

Item(s) that Need to be Resolved	Tab Name
----------------------------------	----------

List of Post-Award Conditions of Funding and Other Fund-Specific Requirements

Condition of Funding / Project Requirement	Date Created	Date Met	Hold Project Funds	Hold Line Item Funds
--	--------------	----------	--------------------	----------------------

[Certify Official Application](#)
[Withdraw Application](#)

↑  
Click to "Certify"

The **Submit Application** tab will request you to take the following actions:

Submitting an application in eGrants involves a two-part process: (1) the grant writer first submits the initial application, which is then (2) forwarded to the Authorized Official to certify.

## Submit Initial Application:

Once all errors and incomplete information issues have been resolved, the initial application can be submitted.

## AO Certifies Application:

Once the initial application has been submitted, the Authorized Official will then be able to certify.

## Withdrawing the Application

If the Authorized Official determines that they would no longer like to move forward with this application, then they may select the "Withdraw Application" button. Please note that once it is withdrawn, it will no longer be available to submit.



# Submitting the Application

Submitting an application in eGrants is a TWO-STEP process. Both steps must be taken in eGrants prior to the deadline for your application to be considered for funding.

## Step 1: Submit the Initial Application

Fund Source Information and Instructions				
List of Application Errors and Incomplete Information				
Item(s) that Need to be Resolved			Tab Name	
List of Post-Award Conditions of Funding and Other Fund-Specific Requirements				
Condition of Funding / Project Requirement	Date Created	Date Met	Hold Project Funds	Hold Line Item Funds
<div> <a href="#">Submit Initial Application</a> <a href="#">Withdraw Application</a> </div>				

Any Grant Officer can click the "Submit Initial Application" button to complete Step 1 of the application submission process.  
NOTE: If this button is disabled check that all application errors have been resolved.

## NOTE

Once the application is Certified it will be in a "Pending OOG Review" status and will be locked for updates unless the GM reopens the application for edits.

## Step 2: Certify the Official Application

Fund Source Information and Requirements				
List of Application Errors and Incomplete Information				
Item(s) that Need to be Resolved			Tab Name	
List of Post-Award Conditions of Funding and Other Fund-Specific Requirements				
Condition of Funding / Project Requirement	Date Created	Date Met	Hold Project Funds	Hold Line Item Funds
<div> <a href="#">Certify Official Application</a> <a href="#">Withdraw Application</a> </div>				

Only the Authorized Officer can click the "Certify Official Application" button to complete Step 2 of the application submission process.  
NOTE: If this button is disabled check that the person accessing the application is logged in as the Authorized Official.



# Helpful Links and Contact Information

# HELPFUL LINKS

**AEL Codes and code descriptions**

<https://www.fema.gov/authorized-equipment-list>

**Title 2 Code of Federal Regulations (2CFR) Part 200**

[http://www.ecfr.gov/cgi-bin/textidx?tpl=/ecfrbrowse/Title02/2cfr200\\_main\\_02.tpl](http://www.ecfr.gov/cgi-bin/textidx?tpl=/ecfrbrowse/Title02/2cfr200_main_02.tpl)

**eGrants User's Guide to Creating an Application**

[https://egrants.gov.texas.gov/uploads/egrants\\_files/eGrants\\_Guide\\_to\\_Creating\\_an\\_Application\\_12.2020.pdf](https://egrants.gov.texas.gov/uploads/egrants_files/eGrants_Guide_to_Creating_an_Application_12.2020.pdf)

**OOG – General Frequently Asked Questions (FAQs)**

[https://egrants.gov.texas.gov/uploads/egrants\\_files/FAQs\\_eGrants.pdf](https://egrants.gov.texas.gov/uploads/egrants_files/FAQs_eGrants.pdf)

**Public Safety Office – General Frequently Asked Questions (FAQs)**

[https://egrants.gov.texas.gov/uploads/egrants\\_files/PSO\\_General\\_FAQs\\_2022\\_Revised.pdf](https://egrants.gov.texas.gov/uploads/egrants_files/PSO_General_FAQs_2022_Revised.pdf)[egrants.gov.texas.gov/updates.aspx](https://egrants.gov.texas.gov/updates.aspx)

**PSO Guide to Grants**

[https://egrants.gov.texas.gov/uploads/egrants\\_files/2024\\_Guide\\_to\\_Grants.pdf](https://egrants.gov.texas.gov/uploads/egrants_files/2024_Guide_to_Grants.pdf)

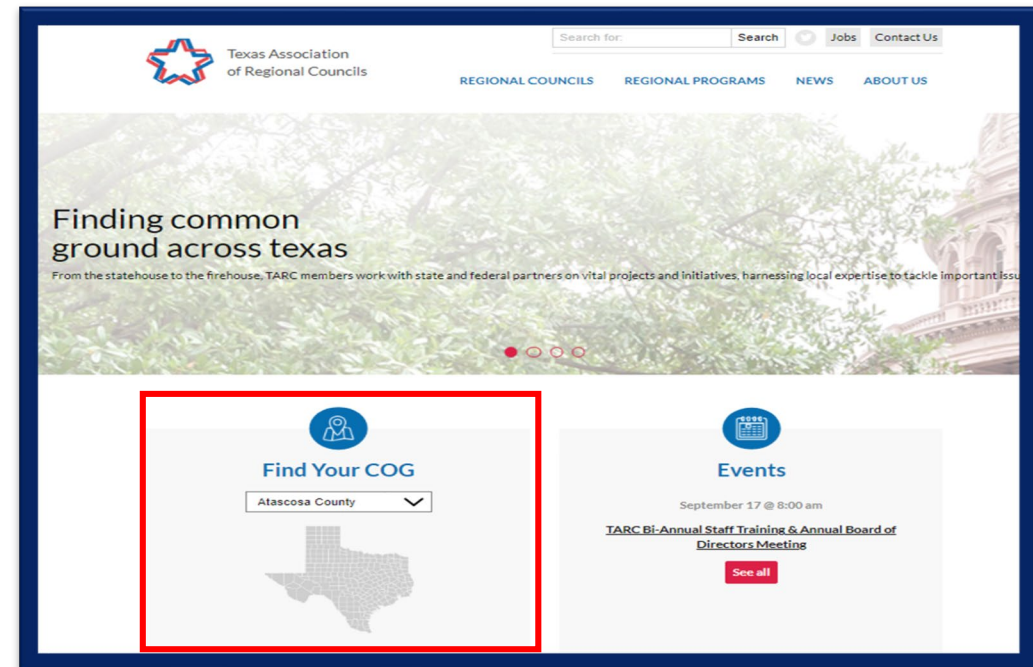
**FEMA Homeland Security Grant Program**

<https://www.fema.gov/grants/preparedness/homeland-security>

# How do I find which COG I'm located in?

If you have questions regarding which regional Council of Governments your Agency/Organization is in, you may utilize the Texas Association of Regional Councils (TARC) “Find Your COG” feature located on the [TARC website](#).

This feature allows you to look up your COG by the county your agency/organization resides in.



# CONTACT US

**Will Ogletree | Administrator, Terrorism Preparedness Programs**

(512) 463-8339 – [Will.Ogletree@gov.texas.gov](mailto:Will.Ogletree@gov.texas.gov)

----

**Miranda Rodriguez | Associate Administrator, Terrorism Preparedness Programs**

(512) 463-8361– [Miranda.Rodriguez@gov.texas.gov](mailto:Miranda.Rodriguez@gov.texas.gov)

---

**Jim Hershey | Grant Manager, Terrorism Preparedness Programs**

(512) 475-2594 - [Jim.Hershey@gov.texas.gov](mailto:Jim.Hershey@gov.texas.gov)

Special Equipment Waivers & Environmental Historic Preservation Specialist

Statewide Emergency Radio Infrastructure (SERI)

State Agency Projects

---

**eGrants Help Desk**

(512) 463-1919 - [eGrants@gov.texas.gov](mailto:eGrants@gov.texas.gov)

# CONTACT US

**Efren Chavez | Grant Manager (UASI/SHSP),  
Terrorism Preparedness Programs**  
(512) 475-2594 - [Efren.Chavez@gov.texas.gov](mailto:Efren.Chavez@gov.texas.gov)

Houston-Galveston Area Council  
Houston UASI

---

**Chris Edwards | Grant Manager (UASI/SHSP),  
Terrorism Preparedness Programs**  
(512) 463-8400 - [Chris.Edwards@gov.texas.gov](mailto:Chris.Edwards@gov.texas.gov)  
North Central Texas Council of Governments  
DFWA UASI

**Mitchell Hachey | Grant Manager (UASI/SHSP),  
Terrorism Preparedness Programs**  
(512) 463-8406 - [Mitchell.Hachey@gov.texas.gov](mailto:Mitchell.Hachey@gov.texas.gov)

San Antonio UASI  
Alamo Area Council of Governments  
Austin Area UASI  
Capital Area Council of Governments  
Concho Valley Council of Governments  
Golden Crescent Regional Planning Commission  
South Texas Development Council  
Coastal Bend Council of Governments  
Lower Rio Grande Valley Development Council



# CONTACT US

**Robert Gamez | Grant Manager (SHSP), Terrorism  
Preparedness Programs**

(512) 463-5726 - [Robert.Gamez@gov.texas.gov](mailto:Robert.Gamez@gov.texas.gov)

Ark-Tex Area Council of Governments  
Brazos Valley Council of Governments  
Central Texas Council of Governments  
Deep East Texas Council of Governments  
East Texas Council of Governments  
Heart of Texas Council of Governments  
Middle Rio Grande Development Council  
Nortex Regional Planning Commission

Panhandle Regional Planning Commission  
Permian Basin Regional Planning Commission  
Rio Grande Council of Governments  
South East Texas Regional Planning Commission  
South Plains Association of Governments  
Texoma Council of Governments  
West Central Texas Council of Governments

